



BERGAMONT



LINE-UP
MY21


E-URBAN



E-URBAN E-VILLE PRO BELT PREMIUM

SKU: 280970

NEW



COLOUR

black/dirty orange (matt/shiny)

The state of the art low step-through bicycle, uncompromisingly re-thought, with maximum integration, design and versatility. The combination of the latest Bosch drive generation, belt drive and automatic gear-shift meets the highest demands and sets standards in dynamics, agility and comfort. Total permissible weight: 160 kg



FRAMESIZES	46/50/54/58 cm
COLOUR	black/dirty orange (matt/shiny)
FRAME	28", lite AL-6061 tubing, PowerTube battery
FORK	Suntour Mobie 25 Air, RLR DS, 100 mm, 15x100 mm axle
SHIFTER	Enviolo, automatic, included in Kiox display
FREEWHEEL	Gates CDX, 24t
CHAIN	Gates CDX Carbon Drive Belt, Center-Track
CRANKSET	FSA CK-745, belt, 46t
BOTTOM BRACKET	Bosch, Isis
BRAKE	Shimano Alfine, BR-S7000, hydraulic disc brake, SM-RT54/SM-RT26 rotor: 180/160 mm

BRAKELEVERS	Shimano Alfine, BL-S7000, hydraulic disc brake
RIMS	Ryde Rival 23, disc, eyelets
FRONT HUB	Shimano HB-M4050, centerlock, disc, quick release
REAR HUB	Enviolo Trekking Automatic, 6-bolt, disc
SPOKES	Sapim Leader
TYRES	Schwalbe Marathon E-Plus, Smart Dual Guard, reflective stripe, 55-622
TUBES	Schwalbe SV19B Light
HEADSET	Acros, A-Headset, semi-integrated, 1.5", with intergrated cable routing
HANDLEBAR	BGM Pro, riserbar, backsweep: 15°, rise: 5 mm
STEM	BGM E-Bike, adjustable

MOTOR	Bosch Drive Unit Performance Line CX Cruise, Gen. 4, 250 W, 36 V, max. 25 km/h
BATTERY	Bosch 36 V Li Ion, 625 Wh, PowerTube
DISPLAY	Bosch Kiox
ASSISTANCE MODES	Eco (+60%), Tour (+140%), eMTB (+140 - 340%), Turbo (+340%), Walk Assist (-5 km/h)
GRIPS	BGM Comfort, Ergo, double density, clamp version
SADDLE	Selle Royal Lookin BGM Basic Athletic
SEATPOST	BGM Pro
FENDER	BGM special alloy, with stainless stays
CARRIER	Racktime E-Ville carrier (front & rear)
HEADLIGHT	B&M IQ-XS, 70 Lux, LED, E-Bike Version
REARLIGHT	B&M Bergamont Special LED, with brake light
KICKSTAND	Syncros
PEDALS	Trekking alloy
SYSTEM WEIGHT	Bike, rider and luggage max. 160 kg

E-URBAN E-VILLE ELITE

SKU: 280971

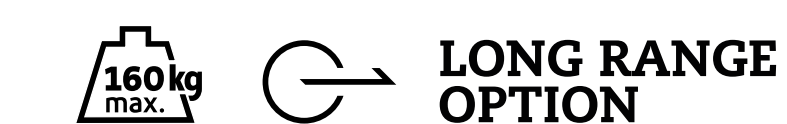
NEW



COLOUR

black/silver (matt/shiny)

Our low-step classic, completely rebuilt, with the latest Bosch drive technology integrated into the design to the maximum extent, perfect ergonomics, high-quality Deore XT shifting technology and outstanding riding characteristics. The new edition of the style-defining unisex low step-through model leaves nothing to be desired and is uncompromisingly equipped for urban needs. Total permissible weight: 160 kg



FRAMESIZES	46/50/54/58 cm
COLOUR	black/silver (matt/shiny)
FRAME	28", lite AL-6061 tubing, PowerTube battery
FORK	Suntour Mobie 25 Air, RLR DS, 100 mm, 15x100 mm axle
REAR DERAILLEUR	Shimano Deore XT, RD-M8100, Shadow Plus
SHIFTER	Shimano Deore, SL-M6100, 1x12-speed, rapidfire plus-shifter
FREEWHEEL	Shimano Deore, CS-M6100, 10-51t
CHAIN	KMC e12S
CRANKSET	FSA CK-745, 38t
BOTTOM BRACKET	Bosch, Isis

BRAKE	Shimano Alfine, BR-S7000, hydraulic disc brake, SM-RT54 rotor: 180/160 mm
BRAKELEVERS	Shimano Alfine, BL-S7000, hydraulic disc brake
RIMS	Ryde Rival 23, disc, eyelets
FRONT HUB	Shimano HB-M4050, centerlock, disc, quick release
REAR HUB	Shimano FH-MT401, centerlock, disc, quick release
SPOKES	Sapim Leader
TYRES	Schwalbe Marathon E-Plus, Smart Dual Guard, reflective stripe, 55-622
TUBES	Schwalbe SV19B Light
HEADSET	Acros, A-Headset, semi-integrated, 1.5", with intergrated cable routing
HANDLEBAR	BGM Pro, riserbar, backsweep: 15°, rise: 5 mm

MOTOR	Bosch Drive Unit Performance Line CX Cruise, Gen. 4, 250 W, 36 V, max. 25 km/h
BATTERY	Bosch 36 V Li Ion, 625 Wh, PowerTube
DISPLAY	Bosch Kiox
ASSISTANCE MODES	Eco (+60%), Tour (+140%), eMTB (+140 - 340%), Turbo (+340%), Walk Assist (-5 km/h)
STEM	BGM E-Bike, adjustable
GRIPS	BGM Comfort, Ergo, double density, clamp version
SADDLE	Selle Royal Lookin BGM Basic Athletic
SEATPOST	BGM Pro
FENDER	BGM special alloy, with stainless stays
CARRIER	Racktime E-Ville carrier (front & rear)
HEADLIGHT	B&M IQ XS, 70 Lux, LED, E-Bike Version
REARLIGHT	B&M Bergamont Special LED, with brake light
KICKSTAND	Syncros
PEDALS	Trekking alloy
SYSTEM WEIGHT	Bike, rider and luggage max. 160 kg

E-URBAN E-VILLE EXPERT RIGID

SKU: 280972

NEW



COLOUR

black/red (matt/shiny)

Pure modern urban style: Agile, dynamic low step-through bicycle in a pure rigid fork design. Consistent design line with maximum integration, powerful Bosch drive technology, proven Shimano shift technology and BGM Carbon Rigid fork. No other low step-through bicycle has greater urban sex appeal.

 **LONG RANGE OPTION**

FRAMESIZES	46/50/54/58 cm
COLOUR	black/red (matt/shiny)
FRAME	28", lite AL-6061 tubing, PowerTube battery
FORK	BGM Carbon Rigid fork
SHIFTER	Shimano Nexus, SL-C7000, 5-speed, revo-shifter
FREEWHEEL	Shimano CS-C7000, 27t
CHAIN	KMC Z1eHX Wide EPT
CRANKSET	FSA CK-745, 38t
BOTTOM BRACKET	Bosch, Isis
BRAKE	Shimano BR-MT200, hydraulic disc brake, SM-RT10 rotor: 180/160 mm

BRAKELEVERS	Shimano BL-MT200, hydraulic disc brake
RIMS	Ryde Rival 23, disc, eyelets
FRONT HUB	Shimano HB-MT410-B, centerlock, disc, 15x110 mm axle
REAR HUB	Shimano Nexus, SG-C7000-5, freehub, centerlock, disc
SPOKES	Sapim Leader
TYRES	Schwalbe Marathon E-Plus, Smart Dual Guard, reflective stripe, 55-622
TUBES	Schwalbe SV19B Light
HEADSET	Acros, A-Headset, semi-integrated, 1.5", with intergrated cable routing
HANDLEBAR	BGM Pro, riserbar, backsweep: 15°, rise: 5 mm
STEM	BGM E-Bike, adjustable

MOTOR	Bosch Drive Unit Performance Line CX Cruise, Gen. 4, 250 W, 36 V, max. 25 km/h
BATTERY	Bosch 36 V Li Ion, 625 Wh, PowerTube
DISPLAY	Bosch Kiox
ASSISTANCE MODES	Eco (+60%), Tour (+140%), eMTB (+140 - 340%), Turbo (+340%), Walk Assist (-5 km/h)
GRIPS	BGM Comfort, Ergo, double density, clamp version
SADDLE	Selle Royal Lookin BGM Basic Athletic
SEATPOST	BGM Pro
FENDER	BGM special alloy, with stainless stays
CARRIER	Racktime E-Ville carrier
HEADLIGHT	B&M IQ-XS, 70 Lux, LED, E-Bike Version
REARLIGHT	B&M Bergamont Special LED, with brake light
KICKSTAND	Syncros
PEDALS	Trekking alloy
SYSTEM WEIGHT	Bike, rider and luggage max. 130 kg

E-URBAN E-VILLE SUV

SKU: 280973

NEW



COLOUR

black/lime green metallic (matt/shiny)

If the city centre is the mountain hut, you are well equipped with the all-terrain version of the E-Ville: Perfect tyre grip on unpaved roads, maximum flexibility for equipment and luggage with Multiple Mount Solution and extended range with Long Range Option. Total permissible weight: 160 kg



FRAMESIZES	46/50/54/58 cm
COLOUR	black/lime green metallic (matt/shiny)
FRAME	28", lite AL-6061 tubing, PowerTube battery
FORK	Suntour Mobie 25, RLR DS, 100 mm, 15x100 mm axle
REAR DERAILLEUR	Shimano Deore, RD-M5100, Shadow Plus
SHIFTER	Shimano Deore, SL-M5100, 1x11-speed, rapidfire plus-shifter
FREEWHEEL	Shimano Deore, CS-M5100, 11-42t
CHAIN	KMC e11S
CRANKSET	FSA CK-745, 38t
BOTTOM BRACKET	Bosch, Isis
BRAKE	Shimano BR-MT200, hydraulic disc brake, SM-RT10 rotor: 180/160 mm


BRAKELEVERS	Shimano BL-MT200, hydraulic disc brake
RIMS	Ryde Rival 23, disc, eyelets
FRONT HUB	Shimano, centerlock, disc, quick release
REAR HUB	Shimano FH-MT200-B, centerlock, disc, quick release
SPOKES	Sapim Leader
TYRES	Schwalbe Smart Sam, reflective stripe, 54-584
TUBES	Impac SV27.5
HEADSET	Acros, A-Headset, semi-integrated, 1.5", with intergrated cable routing
HANDLEBAR	BGM Pro, riserbar, backsweep: 15°, rise: 5 mm
STEM	BGM E-Bike, adjustable
GRIPS	BGM Comfort, Ergo, double density, clamp version

MOTOR	Bosch Drive Unit Performance Line CX Cruise, Gen. 4, 250 W, 36 V, max. 25 km/h
BATTERY	Bosch 36 V Li Ion, 625 Wh, PowerTube
DISPLAY	Bosch Purion
ASSISTANCE MODES	Eco (+60%), Tour (+140%), eMTB (+140 - 340%), Turbo (+340%), Walk Assist (-5 km/h)
SADDLE	Selle Royal Lookin BGM Basic Athletic
SEATPOST	BGM Pro
FENDER	BGM special alloy, with stainless stays
CARRIER	Racktime E-Ville carrier
HEADLIGHT	B&M Dopp, 30 Lux, LED, E-Bike Version
REARLIGHT	B&M Bergamont Special LED, with brake light
KICKSTAND	Syncros
PEDALS	Trekking alloy
SYSTEM WEIGHT	Bike, rider and luggage max. 160 kg

E-URBAN E-VILLE EDITION

SKU: 280974

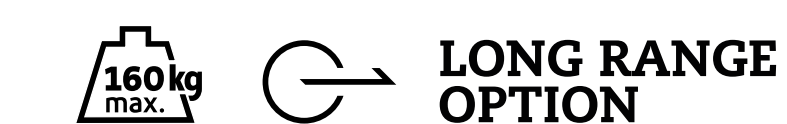
NEW



COLOUR

black/pacific blue (matt/shiny)

The new unisex low step-through benchmark. Uncompromising focus on modern, urban mobility, with outstanding riding characteristics and modern Bosch drive technology integrated into the design to the maximum extent. Total permissible weight: 160 kg



FRAMESIZES	46/50/54/58 cm
COLOUR	black/pacific blue (matt/shiny)
FRAME	28", lite AL-6061 tubing, PowerTube battery
FORK	Suntour Mobie 25, RLR DS, 100 mm, 15x100 mm axle
REAR DERAILLEUR	Shimano Deore, RD-M4120, Shadow
SHIFTER	Shimano Deore, SL-M4100, 1x10-speed, rapidfire plus-shifter
FREEWHEEL	Shimano Deore, CS-M4100, 11-42t
CHAIN	KMC e10S
CRANKSET	FSA CK-745, 38t
BOTTOM BRACKET	Bosch, Isis
BRAKE	Shimano BR-MT200, hydraulic disc brake, SM-RT10 rotor: 180/160 mm

BRAKELEVERS	Shimano BL-MT200, hydraulic disc brake
RIMS	Ryde Rival 23, disc, eyelets
FRONT HUB	Shimano, centerlock, disc, quick release
REAR HUB	Shimano FH-MT200-B, centerlock, disc, quick release
SPOKES	Sapim Leader
TYRES	Schwalbe Marathon E-Plus, Smart Dual Guard, reflective stripe, 55-622
TUBES	Schwalbe SV19B Light
HEADSET	Acros, A-Headset, semi-integrated, 1.5", with intergrated cable routing
HANDLEBAR	BGM Pro, riserbar, backsweep: 15°, rise: 5 mm
STEM	BGM Pro, adjustable, 17°-25°
GRIPS	BGM Comfort, Ergo, double density, clamp version

MOTOR	Bosch Drive Unit Performance Line CX Cruise, Gen. 4, 250 W, 36 V, max. 25 km/h
BATTERY	Bosch 36 V Li Ion, 500 Wh, PowerTube
DISPLAY	Bosch Purion
ASSISTANCE MODES	Eco (+60%), Tour (+140%), eMTB (+140 - 340%), Turbo (+340%), Walk Assist (-5 km/h)
SADDLE	Selle Royal Lookin BGM Basic Athletic
SEATPOST	BGM Pro
FENDER	BGM special alloy, with stainless stays
CARRIER	Racktime E-Ville carrier
HEADLIGHT	Herrmans H-Black MR4, LED, E-Bike Version
REARLIGHT	Herrmans H-Trace E, LED
KICKSTAND	Syncros
PEDALS	Trekking alloy
SYSTEM WEIGHT	Bike, rider and luggage max. 160 kg

E-URBAN PAUL-E EQ EXPERT

SKU: 280975

NEW



COLOUR

white/cyan (shiny)

Attractive, compact mobility miracle: Fully equipped, stylish unisex E-folding bike with low-maintenance belt drive, for daily commuting and travel. Perfectly manoeuvrable, easy to stow, intuitive to handle and safe to ride.

FRAMESIZES	1 size
COLOUR	white/cyan (shiny)
FRAME	20", lite AL-6061 tubing, semi-integrated battery
FORK	BGM rigid fork, alloy
SHIFTER	Shimano Nexus, SL-C7000, 5-speed, revo-shifter
FREEWHEEL	Gates CDX, 32t
CHAIN	Gates CDX Carbon Drive Belt, Center-Track
CRANKSET	Shimano FC-E5010, 55t
BOTTOM BRACKET	Shimano
BRAKE	Shimano BR-MT200, hydraulic disc brake, SM-RT10 rotor: 180/160 mm

BRAKELEVERS	Shimano BL-MT200, hydraulic disc brake
RIMS	Ryde Andra 40, disc
FRONT HUB	Shimano, centerlock, disc, quick release
REAR HUB	Shimano Nexus, SG-C7000-5, freehub, centerlock, disc
SPOKES	Sapim Leader
TYRES	Schwalbe Big Apple Race Guard, reflective stripe, 50-406
TUBES	Impac AV20
HEADSET	WMT, A-Headset, semi-integrated, tapered
HANDLEBAR	BGM Pro, riserbar, backsweep: 15°, rise: 5 mm
STEM	BGM Paul-E

MOTOR	Shimano Steps, DU-E5000, 250 W, 36 V, max. 25 km/h
BATTERY	Shimano BT-E8010, 36 V Li Ion, 504 Wh
DISPLAY	Shimano Steps, SC-E5000
ASSISTANCE MODES	Eco (+40%), Normal (+100%), High (+200%), Walk Assist (-6 km/h)

GRIPS	BGM Comfort, Ergo, double density, clamp version
SADDLE	Selle Royal Lookin BGM Basic Athletic
SEATPOST	BGM Paul-E
FENDER	SKS, with stainless stays
CARRIER	BGM Paul-E carrier
HEADLIGHT	B&M Dopp, 30 Lux, LED, E-Bike Version
REARLIGHT	B&M Toplight 2 C, LED
KICKSTAND	BGM kickstand
PEDALS	Marwi SP-153, foldable
SYSTEM WEIGHT	Bike, rider and luggage max. 130 kg

E-URBAN PAUL-E EQ EDITION

SKU: 280976

NEW



COLOUR

anthracite/neon yellow (matt)

Attractive, practical companion: Fully equipped, stylish unisex E-folding bike with smart integrated Shimano drive system, for daily commuting and travel. Perfectly manoeuvrable, easy to stow, simple to handle and safe to ride.

FRAMESIZES	1 size
COLOUR	anthracite/neon yellow (matt)
FRAME	20", lite AL-6061 tubing, semi-integrated battery
FORK	BGM rigid fork, alloy
SHIFTER	Shimano Nexus, SL-C3000, 7-speed, revo-shifter
FREEWHEEL	Shimano, 16t
CHAIN	KMC Z1eHX Wide EPT
CRANKSET	Shimano FC-E5010, 38t
BOTTOM BRACKET	Shimano
BRAKE	Shimano BR-MT200, hydraulic disc brake, SM-RT10 rotor: 180/160 mm
BRAKELEVERS	Shimano BL-MT200, hydraulic disc brake

RIMS	Ryde Andra 40, disc
FRONT HUB	Shimano, centerlock, disc, quick release
REAR HUB	Shimano Nexus, SG-C3001-7, freehub
SPOKES	Sapim Leader
TYRES	Schwalbe Big Apple Race Guard, reflective stripe, 50-406
TUBES	Impac AV20
HEADSET	WMT, A-Headset, semi-integrated, tapered
HANDLEBAR	BGM Pro, riserbar, backsweep: 15°, rise: 5 mm
STEM	BGM Paul-E
GRIPS	BGM Comfort, Ergo, double density, clamp version
SADDLE	Selle Royal Lookin BGM Basic Athletic

MOTOR	Shimano Steps, DU-E5000, 250 W, 36 V, max. 25 km/h
BATTERY	Shimano BT-E8014, 36 V Li Ion, 418 Wh
DISPLAY	Shimano Steps, SC-E5000
ASSISTANCE MODES	Eco (+40%), Normal (+100%), High (+200%), Walk Assist (-6 km/h)

SEATPOST	BGM Paul-E
FENDER	SKS, with stainless stays
CARRIER	BGM Paul-E carrier
CHAINCASECOVER	SKS Chainbooster
HEADLIGHT	Herrmans H-Black MR4, LED, E-Bike Version
REARLIGHT	Herrmans H-Trace E, LED
KICKSTAND	BGM kickstand
PEDALS	Marwi SP-153, foldable
SYSTEM WEIGHT	Bike, rider and luggage max. 130 kg

E-CARGO



E-CARGO E-CARGOVILLE LJ ELITE

SKU: 280977

NEW



COLOUR

white/black (shiny)

Moving big things with ease: User-friendly Enviolo Cargo Automatic gearshift and low-maintenance belt drive make riding with a load a pleasure. Configurable with short or long front section. Range maximisation through Long Range Option.

CLICK HERE FOR **ACCESSORIES**

LONG RANGE OPTION

FRAMESIZES	1size
COLOUR	white/black (shiny)
FRAME	20/26", lite AL-6061 tubing, 70x45/50x45 cm (LxW) load platform, PowerTube battery
FORK	BGM Cargo, rigid fork, extra strong
SHIFTER	Enviolo, automatic
FREEWHEEL	Gates CDX, 24t
CHAIN	Gates CDX Carbon Drive Belt, Center-Track
CRANKSET	FSA CK-320, 46t
BOTTOM BRACKET	Bosch, Isis

BRAKE	Magura CMe5, hydraulic disc brake, 4-piston, MDR-P rotor: 180/180 mm
BRAKELEVERS	Magura CMe5, hydraulic disc brake
RIMS	Ryde Andra 40, disc
FRONT HUB	BGM Pro Cargo, 6-bolt, disc, 15x100 mm axle, quad bearing
REAR HUB	Enviolo Cargo Automatic, 6-bolt, disc
SPOKES	Sapim Leader
TYRES	Schwalbe Super Moto-X, Greenguard, 62-406 // Schwalbe Super Moto-X, Greenguard, 62-559
TUBES	Impac AV20 / Impac AV26
HEADSET	Cane Creek Visco-Set, A-Headset, semi-integrated, tapered (fork) / FSA IS-3E, A-Headset, 1-1/8" (steering tube)

MOTOR	Bosch Drive Unit Cargo Line, Gen. 4, 250 W, 36 V, max. 25 km/h
BATTERY	Bosch 36 V Li Ion, 625 Wh, PowerTube
DISPLAY	Bosch Kiox
ASSISTANCE MODES	Eco (+60%), Tour (+140%), Sport (240%), Turbo (+400%), Walk Assist (-5 km/h)

HANDLEBAR	BGM Pro, riserbar, backsweep: 15°, rise: 5 mm
STEM	BGM Cargo, adjustable
GRIPS	Ergon GP10
SADDLE	Ergon ST10
SEATPOST	Syncros Duncan dropper post, travel: 100 mm
FENDER	BGM special alloy, with stainless stays
HEADLIGHT	B&M IQ-X-E, 150 Lux, LED, E-Bike Version
REARLIGHT	B&M Bergamont Special LED, integrated in fender
PEDALS	Trekking alloy
SYSTEM WEIGHT	Bike, rider and luggage max. 220 kg

E-CARGO E-CARGOVILLE LJ EXPERT

SKU: 280978



COLOUR

white/black (shiny)

Moving big things with ease: The perfectly integrated, powerful Bosch Cargo drive, in combination with the Enviolo Cargo gearshift, makes riding with a load a pleasure. Configurable with short or long front section. Range maximisation through Long Range Option.

CLICK HERE FOR
ACCESSORIES

 **LONG RANGE OPTION**

FRAMESIZES	1size
COLOUR	white/black (shiny)
FRAME	20/26", lite AL-6061 tubing, 70x45/50x45 cm (LxW) load platform, PowerTube battery
FORK	BGM Cargo, rigid fork, extra strong
SHIFTER	Enviolo Controller, continuously adjustable
FREEWHEEL	Enviolo, 20t
CHAIN	KMC Z1eHX Wide EPT
CRANKSET	FSA CK-320, 38t
BOTTOM BRACKET	Bosch, Isis

BRAKE	Magura CMe5, hydraulic disc brake, 4-piston, MDR-C rotor: 180/180 mm
BRAKELEVERS	Magura CMe5, hydraulic disc brake
RIMS	Ryde Andra 40, disc
FRONT HUB	BGM Pro Cargo, 6-bolt, disc, 15x100 mm axle, quad bearing
REAR HUB	Enviolo Cargo, 6-bolt, disc
SPOKES	Sapim Leader
TYRES	Schwalbe Super Moto-X, Greenguard, 62-406 // Schwalbe Super Moto-X, Greenguard, 62-559
TUBES	Impac AV20 / Impac AV26
HEADSET	Cane Creek Visco-Set, A-Headset, semi-integrated, tapered (fork) / FSA IS-3E, A-Headset, 1-1/8" (steering tube)

MOTOR	Bosch Drive Unit Cargo Line, Gen. 4, 250 W, 36 V, max. 25 km/h
BATTERY	Bosch 36 V Li Ion, 625 Wh, PowerTube
DISPLAY	Bosch Kiox
ASSISTANCE MODES	Eco (+60%), Tour (+140%), Sport (240%), Turbo (+400%), Walk Assist (-5 km/h)

HANDLEBAR	BGM Pro, riserbar, backsweep: 15°, rise: 5 mm
STEM	BGM Cargo, adjustable
GRIPS	Ergon GP10
SADDLE	Ergon ST10
SEATPOST	BGM Pro
FENDER	BGM special alloy, with stainless stays
HEADLIGHT	B&M IQ-XS, 70 Lux, LED, E-Bike Version
REARLIGHT	B&M Bergamont Special LED, integrated in fender
PEDALS	Trekking alloy
SYSTEM WEIGHT	Bike, rider and luggage max. 220 kg

E-CARGO E-CARGOVILLE LJ EDITION

SKU: 280979

NEW



COLOUR

white/black (shiny)

The entry level E-Cargoville, with perfectly integrated Bosch Performance Line drive, reliable Shimano Deore group-set and powerful Magura brake system. Configurable with short or long front section. Range maximisation through Long Range Option.

[CLICK HERE FOR ACCESSORIES](#)

[LONG RANGE OPTION](#)

FRAMESIZES	1size
COLOUR	white/black (shiny)
FRAME	20/26", lite AL-6061 tubing, 70x45/50x45 cm (LxW) load platform, PowerTube battery
FORK	BGM Cargo, rigid fork, extra strong
REAR DERAILLEUR	Shimano Deore, RD-M5100, Shadow Plus
SHIFTER	Shimano Deore, SL-M5100, 1x11-speed, rapidfire plus-shifter
FREEWHEEL	Shimano Deore, CS-M5100, 11-51t
CHAIN	KMC e11 EPT
CRANKSET	FSA CK-320, 38t
BOTTOM BRACKET	Bosch, Isis

BRAKE	Magura CMe5, hydraulic disc brake, 4-piston, MDR-C rotor: 180/180 mm
BRAKELEVERS	Magura CMe5, hydraulic disc brake
RIMS	Ryde Andra 40, disc
FRONT HUB	BGM Pro Cargo, 6-bolt, disc, 15x100 mm axle, quad bearing
REAR HUB	Shimano Deore XT, FH-M8000, centerlock, disc, quick release
SPOKES	Sapim Leader
TYRES	Schwalbe Super Moto-X, Greenguard, 62-406 // Schwalbe Super Moto-X, Greenguard, 62-559
TUBES	Impac AV20 / Impac AV26
HEADSET	Cane Creek Visco-Set, A-Headset, semi-integrated, tapered (fork) / FSA IS-3E, A-Headset, 1-1/8" (steering tube)

MOTOR	Bosch Drive Unit Performance Line Cruise, Gen. 3, 250 W, 36 V, max. 25 km/h
BATTERY	Bosch 36 V Li Ion, 500 Wh, PowerTube
DISPLAY	Bosch Intuvia
ASSISTANCE MODES	Eco (+55%), Tour (+120%), eMTB (+120 - 300%), Turbo (+300%), Walk Assist (-5 km/h)
HANDLEBAR	BGM Pro, riserbar, backsweep: 15°, rise: 5 mm
STEM	BGM Cargo, adjustable
GRIPS	Ergon GP10
SADDLE	Ergon ST10
SEATPOST	BGM Pro
FENDER	BGM special alloy, with stainless stays
HEADLIGHT	B&M Myc, 50 Lux, LED, E-Bike Version
REARLIGHT	B&M Bergamont Special LED, integrated in fender
PEDALS	Trekking alloy
SYSTEM WEIGHT	Bike, rider and luggage max. 220 kg

E-CARGO E-CARGOVILLE LT EXPERT

SKU: 280980

NEW



COLOUR

white/black (matt/shiny)

Indestructible, robust all-rounder, with 190 kg permissible system weight. Versatile and individually configurable. Superb riding characteristics, even with a full load, thanks to a stable frame construction with a low centre of gravity and strong braking power. Prepared to fit an additional battery.*

[CLICK HERE FOR ACCESSORIES](#)

 **LONG RANGE OPTION**

FRAMESIZES	47/53 cm
COLOUR	white/black (matt/shiny)
FRAME	26", lite AL-6061 tubing, heavy duty front and long rear rack, PowerPack battery
FORK	BGM Cargo, rigid fork, CrMo extra strong, tapered
REAR DERAILLEUR	Shimano Deore XT, RD-M8100, Shadow Plus
SHIFTER	Shimano Deore, SL-M6100, 1x12-speed, rapidfire plus-shifter
FREEWHEEL	Shimano Deore, CS-M6100, 10-51t
CHAIN	KMC e12 EPT
CRANKSET	FSA CK-200, 38t, with chaincover
BOTTOM BRACKET	Bosch, Isis

BRAKE	Magura CMe5, hydraulic disc brake, 4-piston, MDR-C rotor: 203/180 mm
BRAKELEVERS	Magura CMe5, hydraulic disc brake
RIMS	Ryde Andra 40, disc
FRONT HUB	BGM Pro, 6-bolt, disc, 15x100 mm axle
REAR HUB	Shimano Deore XT, FH-M8110-B, centerlock, disc, 12x148 mm axle
SPOKES	Sapim Leader
TYRES	Schwalbe Super-Moto-X, Greenguard, 62-559
TUBES	Impac AV26
HEADSET	Acros A-Headset, semi-integrated, 1.5", for 1 1/8"-1.5" tapered fork
HANDLEBAR	BGM Pro, riserbar, rise: 50 mm
STEM	BGM Cargo, adjustable

MOTOR	Bosch Drive Unit Performance Line Cruise, Gen. 3, 250 W, 36 V, max. 25 km/h
BATTERY	Bosch 36 V Li Ion, 500 Wh, Powerpack
DISPLAY	Bosch Kiox
ASSISTANCE MODES	Eco (+55%), Tour (+120%), eMTB (+120 - 300%), Turbo (+300%), Walk Assist (-5 km/h)
GRIPS	Ergon GP10
SADDLE	Ergon ST10
SEATPOST	BGM Pro
FENDER	Curana Apollo, with stainless stays
CARRIER	BGM custom carrier, front & rear, with Atran AVS system
HEADLIGHT	B&M IQ-XS, 70 Lux, LED, E-Bike Version
REARLIGHT	B&M Toplight 2 C, LED
KICKSTAND	Solid center-stand, 2-legged
PEDALS	Trekking alloy
SYSTEM WEIGHT	Bike, rider and luggage max. 190 kg

* with Bosch original parts

E-CARGO E-CARGOVILLE LT EDITION

SKU: 280981

NEW



COLOUR

anthracite/black (matt/shiny)

Reliable, solid all-rounder, with 190 kg permissible system weight. Versatile and individually configurable. Superb riding characteristics, even with a full load, thanks to a stable frame construction with a low centre of gravity. Prepared to fit an additional battery.*

CLICK HERE FOR **ACCESSORIES**

LONG RANGE OPTION

FRAMESIZES	47/53 cm
COLOUR	anthracite/black (matt/shiny)
FRAME	26", lite AL-6061 tubing, heavy duty front and long rear rack, PowerPack battery
FORK	BGM Cargo, rigid fork, CrMo extra strong, tapered
REAR DERAILLEUR	Shimano Deore, RD-M5120, Shadow Plus
SHIFTER	Shimano Deore, SL-M4100, 1x10-speed, rapidfire plus shifter
FREEWHEEL	Shimano Deore, CS-M4100, 11-46t
CHAIN	KMC e10 EPT
CRANKSET	FSA CK-200, 38t, with chaincover
BOTTOM BRACKET	Bosch, Isis

BRAKE	Magura MT30, hydraulic disc brake, front: 4-piston, rear: 2-piston, MDR-C rotor: 203/180 mm
BRAKELEVERS	Magura MT30, hydraulic disc brake
RIMS	Ryde Andra 40, disc
FRONT HUB	BGM Pro, 6-bolt, disc, 15x100 mm axle
REAR HUB	Shimano FH-MT400-B, centerlock, disc, 12x148 mm axle
SPOKES	Sapim Leader
TYRES	Schwalbe Super-Moto-X, Greenguard, 62-559
TUBES	Impac AV26
HEADSET	Acros A-Headset, semi-integrated, 1.5", for 1 1/8"-1.5" tapered forkwv
HANDLEBAR	BGM Pro, riserbar, rise: 50 mm

MOTOR	Bosch Drive Unit Performance Line Cruise, Gen. 3, 250 W, 36 V, max. 25 km/h
BATTERY	Bosch 36 V Li Ion, 500 Wh, Powerpack
DISPLAY	Bosch Purion
ASSISTANCE MODES	Eco (+55%), Tour (+120%), eMTB (+120 - 300%), Turbo (+300%), Walk Assist (-5 km/h)
STEM	BGM Cargo, adjustable
GRIPS	Ergon GP10
SADDLE	Ergon ST10
SEATPOST	BGM Pro
FENDER	Curana Apollo, with stainless stays
CARRIER	BGM custom carrier, front & rear, with Atran AVS system
HEADLIGHT	B&M Myc, 50 Lux, LED, E-Bike Version
REARLIGHT	B&M Toplight 2 C, LED
KICKSTAND	Solid center-stand, 2-legged
PEDALS	Trekking alloy
SYSTEM WEIGHT	Bike, rider and luggage max. 190 kg

* with Bosch original parts

E-CARGO E-CARGOVILLE BAKERY

SKU: 280982



COLOUR

white/black (shiny)

Universal cargo bike with smart, ergonomic Wave frame concept. Wide range of use with 160 kg permissible total weight. EasyFit window on rear carrier for easy installation of a Thule Yepp Maxi child seat.

[CLICK HERE FOR ACCESSORIES](#)

FRAMESIZES	46/52 cm
COLOUR	white/black (shiny)
FRAME	24/26", lite AL-6061 tubing, heavy duty front and rear rack, PowerPack battery
FORK	BGM Cargo, rigid fork, extra strong
SHIFTER	Enviolo Controller, continuously adjustable
FREEWHEEL	Enviolo, 20t
CHAIN	KMC Z1eHX Wide EPT
CRANKSET	FSA CK-200, 38t
BOTTOM BRACKET	Bosch, Isis
BRAKE	Magura MT30, hydraulic disc brake, front: 4-piston, rear: 2-piston, MDR-C rotor: 203/180 mm

BRAKELEVERS	Magura MT30, hydraulic disc brake
RIMS	Ryde Andra 40, disc
FRONT HUB	Shimano HB-M475, 6-bolt, disc, quick release
REAR HUB	Enviolo City, 6-bolt, disc
SPOKES	Sapim Leader
TYRES	Schwalbe Big Ben, Raceguard, 55-507 // Schwalbe Big Ben, Raceguard, 55-559
TUBES	Impac AV24 / Impac AV26
HEADSET	Cane Creek Visco-Set, A-Headset, semi-integrated, tapered
HANDLEBAR	BGM Pro, riserbar, backsweep: 15°, rise: 5 mm
STEM	BGM Cargo, adjustable
GRIPS	Ergon GP10

MOTOR	Bosch Drive Unit Performance Line Cruise, Gen. 3, 250 W, 36 V, max. 25 km/h
BATTERY	Bosch 36 V Li Ion, 500 Wh, PowerPack
DISPLAY	Bosch Intuvia
ASSISTANCE MODES	Eco (+55%), Tour (+120%), Sport (+200%), Turbo (+300%), Walk Assist (-5 km/h)

SADDLE	Ergon ST10
SEATPOST	BGM Pro
FENDER	BGM special alloy, with stainless stays
CARRIER	BGM custom carrier, (front & rear), with Atran AVS system & Yepp window for kid seat mount (rear)
CHAINCASECOVER	SKS Chainbow
HEADLIGHT	B&M Myc, 50 Lux, LED, E-Bike Version
REARLIGHT	B&M Bergamont Special LED, integrated in fender
KICKSTAND	Atran solid center-stand, 2-legged
PEDALS	Trekking alloy
SYSTEM WEIGHT	Bike, rider and luggage max. 160 kg

E-CARGO ACCESSORIES

BIKE DETAILS



+ LOAD UNIT 70 CM
SKU 282112



+ LOAD UNIT 50 CM
SKU 282112



+ BAMBOO BAGGAGE BOX
SKU 279499



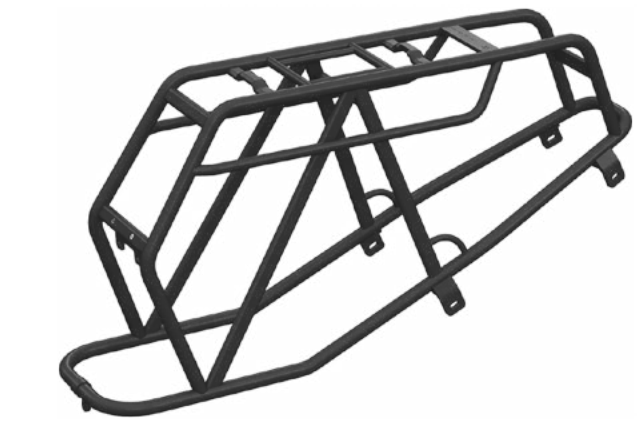
+ KIDS BENCH
SKU 279502



+ BOX COVER
SKU 279500



+ KIDS RAIN CANOPY
SKU 279501



+ REAR CARRIER
SKU 282105



+ LONG RANGE ADAPTER
SKU 279505



+ RAIN COVER
SKU 282106

BIKE DETAILS



Prepared to fit an additional battery with Bosch original parts.



+ HANDRAILS
SKU 282107



+ FOOTREST
SKU 282108



+ TOP BAG
SKU 282110



+ SIDE BAG
SKU 282109

BIKE DETAILS



+ BASKET (LOW RAILS)
SKU 279503



+ BASKET (HIGH RAILS)
SKU 279504

E-TREKKING



E-TREKKING E-HORIZON FS ELITE SPEED

SKU: 280983



COLOUR

flaky silver/black/chrome (matt/shiny)

The benchmark in comfort, ergonomics, handling and safety, with full-suspension 100/80 mm chassis and the latest Bosch engine and PowerTube battery technology. Speed Pedelec (-45km/h) version.



FRAMESIZES	46/50/54/58 cm
COLOUR	flaky silver/black/chrome (matt/shiny)
FRAME	28", ultra lite AL-6061 tubing, PowerTube battery, 80 mm rear travel
FORK	Suntour Mobie 45 Air, RLR DS, 100 mm, 15x100 mm axle
DAMPER	Suntour UNAir R8, 80 mm, lockout
REAR DERAILLEUR	Shimano Deore XT, RD-M8100, Shadow Plus
SHIFTER	Shimano Deore, SL-M6100, 1x12-speed, rapidfire plus-shifter
FREEWHEEL	Shimano Deore, CS-M6100, 10-51t
CHAIN	KMC e12S
CRANKSET	FSA CK-320, 38t
BOTTOM BRACKET	Bosch, Isis

BRAKE	Magura MT5e (front) /Magura MT4e (rear), hydraulic disc brake, Storm HC rotor: 203/180 mm
BRAKELEVERS	Magura MT5e (front) Magura MT4e (rear), hydraulic disc brake
RIMS	Ryde Rival 23 disc, eyelets
FRONT HUB	Shimano HB-MT400, centerlock, disc, 15x110 mm axle
REAR HUB	Shimano FH-MT410-B, centerlock, disc, 12x148 mm axle
SPOKES	Sapim Leader
TYRES	Schwalbe Hurricane, Addix, reflective stripe, 57-622
TUBES	Schwalbe SV19B Light
HEADSET	FSA NO.57SC-1, A-Headset, semi-integrated, tapered
HANDLEBAR	BGM Pro, riserbar, backsweep: 15°, rise: 5 mm

MOTOR	Bosch Drive Unit Performance Line Speed, Gen. 4, 250 W, 36 V, max. 45 km/h
BATTERY	Bosch 36 V Li Ion, 625 Wh, PowerTube
DISPLAY	Bosch Kiox
ASSISTANCE MODES	Eco (+60%), Tour (+140%), eMTB (+140 - 340%), Turbo (+340%), Walk Assist (-5 km/h)
STEM	BGM E-Bike, adjustable, for Kiox integration
GRIPS	Ergon GP10
SADDLE	Ergon ST10
SEATPOST	BGM Pro
FENDER	Racktime Wingee
CARRIER	Racktime / BGM
HEADLIGHT	B&M IQ-X-E, 150 Lux, LED, E-Bike Version
REARLIGHT	B&M LED, with brakelight
KICKSTAND	Syncros
PEDALS	Syncros Trekking alloy
SYSTEM WEIGHT	Bike, rider and luggage max. 140 kg

E-TREKKING E-HORIZON FS ELITE

SKU: 280984



COLOUR

dirty tangerine/black (shiny/matt)

The benchmark in comfort, ergonomics, handling and safety, with full-suspension 100/80 mm chassis and the latest Bosch engine and PowerTube battery technology.

 **LONG RANGE OPTION**

FRAMESIZES	46/50/54/58 cm
COLOUR	dirty tangerine/black (shiny/matt)
FRAME	28", ultra lite AL-6061 tubing, PowerTube battery, 80 mm rear travel
FORK	Suntour Mobie 25 Air, RLR DS, 100 mm, 15x100 mm axle
DAMPER	Suntour UNAir R8, 80 mm, lockout
REAR DERAILLEUR	Shimano Deore XT, RD-M8100, Shadow Plus
SHIFTER	Shimano Deore, SL-M6100, 1x12-speed, rapidfire plus-shifter
FREEWHEEL	Shimano Deore, CS-M6100, 10-51t
CHAIN	KMC e12S
CRANKSET	FSA CK-320, 38t
BOTTOM BRACKET	Bosch, Isis

BRAKE	Shimano Deore XT, BR-M8100, hydraulic disc brake, SM-RT54 rotor: 180/180 mm
BRAKELEVERS	Shimano Deore XT, BL-T8100, hydraulic disc brake
RIMS	Ryde Rival 23 disc, eyelets
FRONT HUB	Shimano HB-MT400, centerlock, disc, 15x110 mm axle
REAR HUB	Shimano FH-MT410-B, centerlock, disc, 12x148 mm axle
SPOKES	Sapim Leader
TYRES	Schwalbe Hurricane, Addix, reflective stripe, 57-622
TUBES	Schwalbe SV19B Light
HEADSET	FSA NO.57SC-1, A-Headset, semi-integrated, tapered
HANDLEBAR	BGM Pro, riserbar, backsweep: 15°, rise: 5 mm

MOTOR	Bosch Drive Unit Performance Line CX Cruise, Gen. 4, 250 W, 36 V, max. 25 km/h
BATTERY	Bosch 36 V Li Ion, 625 Wh, PowerTube
DISPLAY	Bosch Kiox
ASSISTANCE MODES	Eco (+60%), Tour (+140%), eMTB (+140 - 340%), Turbo (+340%), Walk Assist (-5 km/h)
STEM	BGM E-Bike, adjustable, for Kiox integration
GRIPS	Ergon GP10
SADDLE	Ergon ST10
SEATPOST	BGM Pro
FENDER	Racktime Wingee
CARRIER	Racktime / BGM
HEADLIGHT	B&M IQ-XS, 70 Lux, LED, E-Bike Version
REARLIGHT	B&M Toplight 2 C, LED
KICKSTAND	Syncros
PEDALS	Trekking alloy
SYSTEM WEIGHT	Bike, rider and luggage max. 140 kg

E-TREKKING E-HORIZON FS EXPERT

SKU: 280985



COLOUR

matt chrome/black/chrome (matt/shiny)

Maximum riding pleasure on any terrain, with full-suspension 100/80 mm chassis and the latest Bosch engine and PowerTube battery technology.

 **LONG RANGE OPTION**


FRAMESIZES	46/50/54/58 cm
COLOUR	matt chrome/black/chrome (matt/shiny)
FRAME	28", ultra lite AL-6061 tubing, PowerTube battery, 80 mm rear travel
FORK	Suntour Mobie 25 Air, RLR DS, 100 mm, 15x100 mm axle
DAMPER	Suntour UNAir R8, 80 mm, lockout
REAR DERAILLEUR	Shimano Deore, RD-M5100, Shadow Plus
SHIFTER	Shimano Deore, SL-M5100, 1x11-speed, rapidfire plus-shifter
FREEWHEEL	Shimano Deore, CS-M5100, 11-42t
CHAIN	KMC e11s
CRANKSET	FSA CK-320, 38t
BOTTOM BRACKET	Bosch, Isis

BRAKE	Shimano BR-MT200, hydraulic disc brake, SM-RT10 rotor: 180/180 mm
BRAKELEVERS	Shimano BL-MT200, hydraulic disc brake
RIMS	Ryde Rival 23 disc, eyelets
FRONT HUB	BGM Pro, centerlock, disc, 15x100 mm axle
REAR HUB	BGM Pro, centerlock, disc, 12x148 mm axle
SPOKES	Sapim Leader
TYRES	Schwalbe Hurricane, Addix, reflective stripe, 57-622
TUBES	Schwalbe SV19B Light
HEADSET	FSA NO.57SC-1, A-Headset, semi-integrated, tapered
HANDLEBAR	BGM Pro, riserbar, backsweep: 15°, rise: 5 mm
STEM	BGM Pro, adjustable, 17°-25°

MOTOR	Bosch Drive Unit Performance Line CX Cruise, Gen. 4, 250 W, 36 V, max. 25 km/h
BATTERY	Bosch 36 V Li Ion, 625 Wh, PowerTube
DISPLAY	Bosch Purion
ASSISTANCE MODES	Eco (+60%), Tour (+140%), eMTB (+140 - 340%), Turbo (+340%), Walk Assist (-5 km/h)
GRIPS	BGM Comfort, Ergo, double density, clamp version
SADDLE	Ergon ST10
SEATPOST	BGM Pro
FENDER	Racktime Wingee
CARRIER	Racktime / BGM
HEADLIGHT	B&M Dopp, 30 Lux, LED, E-Bike Version
REARLIGHT	B&M Toplight 2 C, LED
KICKSTAND	Syncros
PEDALS	Trekking alloy
SYSTEM WEIGHT	Bike, rider and luggage max. 140 kg

E-TREKKING E-HORIZON FS EDITION

SKU: 280986



COLOUR

radiant blue/black (shiny/matt)

Sporty E-Trekking bike with full-suspension 100/80 mm chassis, modern Bosch engine and PowerTube battery technology.

 **LONG RANGE OPTION**


FRAMESIZES	46/50/54/58 cm
COLOUR	radiant blue/black (shiny/matt)
FRAME	28", ultra lite AL-6061 tubing, PowerTube battery, 80 mm rear travel
FORK	Suntour Mobie 25 Air, RLR DS, 100 mm, 15x100 mm axle
DAMPER	Suntour UNAir R8, 80 mm, lockout
REAR DERAILLEUR	Shimano Deore, RD-M4120, Shadow
SHIFTER	Shimano Deore, SL-M4100, 1x10-speed, rapidfire plus-shifter
FREEWHEEL	Shimano Deore, CS-M4100, 11-42t
CHAIN	KMC e10S
CRANKSET	FSA CK-200, 38t
BOTTOM BRACKET	Bosch, Isis

BRAKE	Shimano BR-MT200, hydraulic disc brake, SM-RT10 rotor: 180/180 mm
BRAKELEVERS	Shimano BL-MT200, hydraulic disc brake
RIMS	Ryde Rival 23 disc, eyelets
FRONT HUB	BGM Pro, centerlock, disc, 15x100 mm axle
REAR HUB	BGM Pro, centerlock, disc, 12x148 mm axle
SPOKES	Sapim Leader
TYRES	Schwalbe Hurricane, Addix, reflective stripe, 57-622
TUBES	Schwalbe SV19B Light
HEADSET	FSA NO.57SC-1, A-Headset, semi-integrated, tapered
HANDLEBAR	BGM Pro, riserbar, backsweep: 15°, rise: 5 mm
STEM	BGM Pro, adjustable, 17°-25°

MOTOR	Bosch Drive Unit Performance Line Cruise, Gen. 3, 250 W, 36 V, max. 25 km/h
BATTERY	Bosch 36 V Li Ion, 500 Wh, PowerTube
DISPLAY	Bosch Purion
ASSISTANCE MODES	Eco (+55%), Tour (+120%), eMTB (+120 - 300%), Turbo (+300%), Walk Assist (-5 km/h)
GRIPS	BGM Comfort, Ergo, double density, clamp version
SADDLE	Selle Royal Essenza Plus, gent
SEATPOST	BGM Pro
FENDER	Racktime Wingee
CARRIER	Racktime / BGM
HEADLIGHT	B&M Dopp, 30 Lux, LED, E-Bike Version
REARLIGHT	B&M Toplight 2 C, LED
KICKSTAND	Syncros
PEDALS	Trekking alloy
SYSTEM WEIGHT	Bike, rider and luggage max. 140 kg

E-TREKKING E-HORIZON ELITE SPEED GENT

SKU: 280987



COLOUR

black/blue dust (shiny/matt)

Premium E-Trekking all-rounder with maximum integration of the latest Bosch Drive Unit and 625 Wh PowerTube battery generation. Speed Pedelec (-45km/h) version.




FRAMESIZES	48/52/56/60 cm
COLOUR	black/blue dust (shiny/matt)
FRAME	28", ultra lite AL-6061 tubing, PowerTube battery
FORK	Suntour Mobie 45 Air, RLR DS, 80 mm, 15x100 mm axle
REAR DERAILLEUR	Shimano Deore XT, RD-M8100, Shadow Plus
SHIFTER	Shimano Deore, SL-M6100, 1x12-speed, rapidfire plus-shifter
FREEWHEEL	Shimano Deore, CS-M6100, 10-51t
CHAIN	KMC e12S
CRANKSET	FSA CK-320, 38t
BOTTOM BRACKET	Bosch, Isis
BRAKE	Magura MT5e (front) /Magura MT4e (rear), hydraulic disc brake, Storm HC rotor: 203/180 mm

BRAKELEVERS	Magura MT5e (front) Magura MT4e (rear), hydraulic disc brake
RIMS	Ryde Rival 23 disc, eyelets
FRONT HUB	Shimano HB-MT400, centerlock, disc, 15x100 mm axle
REAR HUB	Shimano FH-MT401, centerlock, disc, quick release
SPOKES	Sapim Leader
TYRES	Schwalbe Marathon E-Plus, Smart Dual Guard, reflective stripe, 47-622
TUBES	Schwalbe SV19B Light
HEADSET	FSA NO.57SC-1, A-Headset, semi-integrated, tapered
HANDLEBAR	BGM Pro, riserbar, backsweep: 15°, rise: 5 mm
STEM	BGM E-Bike, adjustable, for Kiox integration
GRIPS	Ergon GP10

MOTOR	Bosch Drive Unit Performance Line Speed, Gen. 4, 250 W, 36 V, max. 45 km/h
BATTERY	Bosch 36 V Li Ion, 625 Wh, PowerTube
DISPLAY	Bosch Kiox
ASSISTANCE MODES	Eco (+60%), Tour (+140%), eMTB (+140 - 340%), Turbo (+340%), Walk Assist (-5 km/h)
SADDLE	Ergon ST10
SEATPOST	BGM Pro
FENDER	Racktime Wingee
CARRIER	Racktime / BGM Trekking Pro, integrated fender mount
CHAINCASECOVER	SKS Chainbooster
HEADLIGHT	B&M IQ-X-E, 150 Lux, LED, E-Bike Version
REARLIGHT	B&M LED, with brakelight
KICKSTAND	Atran
PEDALS	Syncros Trekking alloy
SYSTEM WEIGHT	Bike, rider and luggage max. 140 kg

E-TREKKING E-HORIZON ELITE SPEED LADY

SKU: 280988



COLOUR

black/blue dust (shiny/matt)

Premium E-Trekking all-rounder with maximum integration of the latest Bosch Drive Unit and 625 Wh PowerTube battery generation. Speed Pedelec (-45km/h) version.

 **LONG RANGE OPTION**

FRAMESIZES	44/48/52/56 cm
COLOUR	black/blue dust (shiny/matt)
FRAME	28", ultra lite AL-6061 tubing, PowerTube battery
FORK	Suntour Mobie 45 Air, RLR DS, 80 mm, 15x100 mm axle
REAR DERAILLEUR	Shimano Deore XT, RD-M8100, Shadow Plus
SHIFTER	Shimano Deore, SL-M6100, 1x12-speed, rapidfire plus-shifter
FREEWHEEL	Shimano Deore, CS-M6100, 10-51t
CHAIN	KMC e12S
CRANKSET	FSA CK-320, 38t
BOTTOM BRACKET	Bosch, Isis
BRAKE	Magura MT5e (front) /Magura MT4e (rear), hydraulic disc brake, Storm HC rotor: 203/180 mm

BRAKELEVERS	Magura MT5e (front) Magura MT4e (rear), hydraulic disc brake
RIMS	Ryde Rival 23 disc, eyelets
FRONT HUB	Shimano HB-MT400, centerlock, disc, 15x100 mm axle
REAR HUB	Shimano FH-MT401, centerlock, disc, quick release
SPOKES	Sapim Leader
TYRES	Schwalbe Marathon E-Plus, Smart Dual Guard, reflective stripe, 47-622
TUBES	Schwalbe SV19B Light
HEADSET	FSA NO.57SC-1, A-Headset, semi-integrated, tapered
HANDLEBAR	BGM Pro, riserbar, backsweep: 15°, rise: 5 mm
STEM	BGM E-Bike, adjustable, for Kiox integration
GRIPS	Ergon GP10

MOTOR	Bosch Drive Unit Performance Line Speed, Gen. 4, 250 W, 36 V, max. 45 km/h
BATTERY	Bosch 36 V Li Ion, 625 Wh, PowerTube
DISPLAY	Bosch Kiox
ASSISTANCE MODES	Eco (+60%), Tour (+140%), eMTB (+140 - 340%), Turbo (+340%), Walk Assist (-5 km/h)
SADDLE	Ergon ST10
SEATPOST	BGM Pro
FENDER	Racktime Wingee
CARRIER	Racktime / BGM Trekking Pro, integrated fender mount
CHAINCASECOVER	SKS Chainbooster
HEADLIGHT	B&M IQ-X-E, 150 Lux, LED, E-Bike Version
REARLIGHT	B&M LED, with brakelight
KICKSTAND	Atran
PEDALS	Syncros Trekking alloy
SYSTEM WEIGHT	Bike, rider and luggage max. 140 kg

E-TREKKING E-HORIZON PRO BELT GENT

SKU: 280989

NEW



COLOUR

dark petrol/black (matt)

The all-round carefree touring package, with low-maintenance belt drive, convenient automatic gearshift and maximum integration of the latest Bosch Drive Unit and 625 Wh PowerTube battery generation. A real premium E-Trekking all-rounder.

 **LONG RANGE OPTION**

FRAMESIZES	48/52/56/60 cm
COLOUR	dark petrol/black (matt)
FRAME	28", ultra lite AL-6061 tubing, PowerTube battery
FORK	Suntour NCX E Air, 63 mm, lockout
SHIFTER	Enviolo, automatic
FREEWHEEL	Gates CDX, 22t
CHAIN	Gates CDX Carbon Drive Belt, Center-Track
CRANKSET	FSA CK-320, 38t
BOTTOM BRACKET	Bosch, Isis
BRAKE	Shimano Alfine, BR-S7000, hydraulic disc brake, SM-RT54/SM-RT26 rotor: 160/160 mm

BRAKELEVERS	Shimano Alfine, BL-S7000, hydraulic disc brake
RIMS	Ryde Rival 23 disc, eyelets
FRONT HUB	Shimano HB-MT400, centerlock, disc, 15x100 mm axle
REAR HUB	Enviolo Trekking Automatic, 6-bolt, disc
SPOKES	Sapim Leader
TYRES	Schwalbe Energizer Active Plus, reflective stripe, 47-622
TUBES	Schwalbe SV19B Light
HEADSET	FSA NO.57SC-1, A-Headset, semi-integrated, tapered
HANDLEBAR	BGM Pro, riserbar, backsweep: 15°, rise: 5 mm
STEM	BGM E-Bike, adjustable, for Kiox integration

MOTOR	Bosch Drive Unit Performance Line CX Cruise, Gen. 4, 250 W, 36 V, max. 25 km/h
BATTERY	Bosch 36 V Li Ion, 625 Wh, PowerTube
DISPLAY	Bosch Kiox
ASSISTANCE MODES	Eco (+60%), Tour (+140%), eMTB (+140 - 340%), Turbo (+340%), Walk Assist (-5 km/h)
GRIPS	Ergon GP10
SADDLE	Ergon ST10
SEATPOST	BGM Pro
FENDER	Racktime Wingee
CARRIER	Racktime / BGM Trekking Pro, integrated fender mount
HEADLIGHT	B&M IQ-XS, 70 Lux, LED, E-Bike Version
REARLIGHT	B&M Toplight 2 C, LED
KICKSTAND	Atran
PEDALS	Trekking alloy
SYSTEM WEIGHT	Bike, rider and luggage max. 140 kg

E-TREKKING E-HORIZON PRO BELT AMSTERDAM

SKU: 280990

NEW



COLOUR

dark petrol/black (matt)

The all-round carefree touring package, with low-maintenance belt drive, convenient automatic gearshift and maximum integration of the latest Bosch Drive Unit and 625 Wh PowerTube battery generation. A real premium E-Trekking all-rounder.

FRAMESIZES	44/48/52/56 cm
COLOUR	dark petrol/black (matt)
FRAME	28", ultra lite AL-6061 tubing, PowerTube battery
FORK	Suntour NCX E Air, 63 mm, lockout
SHIFTER	Enviolo, automatic
FREEWHEEL	Gates CDX, 22t
CHAIN	Gates CDX Carbon Drive Belt, Center-Track
CRANKSET	FSA CK-320, 38t
BOTTOM BRACKET	Bosch, Isis
BRAKE	Shimano Alfine, BR-S7000, hydraulic disc brake, SM-RT54/SM-RT26 rotor: 160/160 mm

BRAKELEVERS	Shimano Alfine, BL-S7000, hydraulic disc brake
RIMS	Ryde Rival 23 disc, eyelets
FRONT HUB	Shimano HB-MT400, centerlock, disc, 15x100 mm axle
REAR HUB	Enviolo Trekking Automatic, 6-bolt, disc
SPOKES	Sapim Leader
TYRES	Schwalbe Energizer Active Plus, reflective stripe, 47-622
TUBES	Schwalbe SV19B Light
HEADSET	FSA NO.57SC-1, A-Headset, semi-integrated, tapered
HANDLEBAR	BGM Pro, riserbar, backsweep: 15°, rise: 5 mm
STEM	BGM E-Bike, adjustable, for Kiox integration

MOTOR	Bosch Drive Unit Performance Line CX Cruise, Gen. 4, 250 W, 36 V, max. 25 km/h
BATTERY	Bosch 36 V Li Ion, 625 Wh, PowerTube
DISPLAY	Bosch Kiox
ASSISTANCE MODES	Eco (+60%), Tour (+140%), eMTB (+140 - 340%), Turbo (+340%), Walk Assist (-5 km/h)
GRIPS	Ergon GP10
SADDLE	Ergon ST10
SEATPOST	BGM Pro
FENDER	Racktime Wingee
CARRIER	Racktime / BGM Trekking Pro, integrated fender mount
HEADLIGHT	B&M IQ-XS, 70 Lux, LED, E-Bike Version
REARLIGHT	B&M Toplight 2 C, LED
KICKSTAND	Atran
PEDALS	Trekking alloy
SYSTEM WEIGHT	Bike, rider and luggage max. 140 kg

E-TREKKING E-HORIZON ELITE BELT GENT

SKU: 280991

NEW



COLOUR

matt chrome/black/chrome (matt/shiny)

Complete upgrade of the Elite E-Trekking all-rounder, with a new combination of low-maintenance belt drive and reliable Shimano hub gears. Maximum integration of the latest Bosch Drive Unit and PowerTube battery generation.

 **LONG RANGE OPTION**

FRAMESIZES	48/52/56/60 cm
COLOUR	matt chrome/black/chrome (matt/shiny)
FRAME	28", ultra lite AL-6061 tubing, PowerTube battery
FORK	Suntour NCX D LO, 63 mm, lockout
SHIFTER	Shimano Nexus, SL-C7000, 5-speed, revo-shifter
FREEWHEEL	Gates CDX, 32T
CHAIN	Gates CDX Carbon Drive Belt, Center-Track
CRANKSET	FSA CK-320, belt, 46t
BOTTOM BRACKET	Bosch, Isis
BRAKE	Shimano BR-MT200, hydraulic disc brake, SM-RT10 rotor: 180/160 mm

BRAKELEVERS	Shimano BL-MT200, hydraulic disc brake
RIMS	Ryde Rival 23 disc, eyelets
FRONT HUB	Shimano HB-MT200, centerlock, disc, quick release
REAR HUB	Shimano Nexus, SG-C7000-5, freehub, centerlock, disc
SPOKES	Sapim Leader
TYRES	Schwalbe Energizer Active Plus, reflective stripe, 47-622
TUBES	Schwalbe SV19B Light
HEADSET	FSA NO.57SC-1, A-Headset, semi-integrated, tapered
HANDLEBAR	BGM Pro, riserbar, backsweep: 15°, rise: 5 mm
STEM	BGM E-Bike, adjustable

MOTOR	Bosch Drive Unit Performance Line CX Cruise, Gen. 4, 250 W, 36 V, max. 25 km/h
BATTERY	Bosch 36 V Li Ion, 625 Wh, PowerTube
DISPLAY	Bosch Purion
ASSISTANCE MODES	Eco (+60%), Tour (+140%), eMTB (+140 - 340%), Turbo (+340%), Walk Assist (-5 km/h)

GRIPS	BGM Comfort, Ergo, double density, clamp version
SADDLE	Selle Royal Essenza Plus, gent
SEATPOST	BGM Pro
FENDER	Racktime Wingee
CARRIER	Racktime / BGM Trekking Pro, integrated fender mount
HEADLIGHT	B&M Dopp, 30 Lux, LED, E-Bike Version
REARLIGHT	B&M Toplight 2 C, LED
KICKSTAND	Syncros
PEDALS	Trekking alloy
SYSTEM WEIGHT	Bike, rider and luggage max. 140 kg

E-TREKKING E-HORIZON ELITE BELT AMSTERDAM

SKU: 280992

NEW



COLOUR

matt chrome/black/chrome (matt/shiny)

Complete upgrade of the Elite E-Trekking all-rounder, with a new combination of low-maintenance belt drive and reliable Shimano hub gears. Maximum integration of the latest Bosch Drive Unit and PowerTube battery generation.

FRAMESIZES	44/48/52/56 cm
COLOUR	matt chrome/black/chrome (matt/shiny)
FRAME	28", ultra lite AL-6061 tubing, PowerTube battery
FORK	Suntour NCX D LO, 63 mm, lockout
SHIFTER	Shimano Nexus, SL-C7000, 5-speed, revo-shifter
FREEWHEEL	Gates CDX, 32T
CHAIN	Gates CDX Carbon Drive Belt, Center-Track
CRANKSET	FSA CK-320, belt, 46t
BOTTOM BRACKET	Bosch, Isis
BRAKE	Shimano BR-MT200, hydraulic disc brake, SM-RT10 rotor: 180/160 mm

BRAKELEVERS	Shimano BL-MT200, hydraulic disc brake
RIMS	Ryde Rival 23 disc, eyelets
FRONT HUB	Shimano HB-MT200, centerlock, disc, quick release
REAR HUB	Shimano Nexus, SG-C7000-5, freehub, centerlock, disc
SPOKES	Sapim Leader
TYRES	Schwalbe Energizer Active Plus, reflective stripe, 47-622
TUBES	Schwalbe SV19B Light
HEADSET	FSA NO.57SC-1, A-Headset, semi-integrated, tapered
HANDLEBAR	BGM Pro, riserbar, backsweep: 15°, rise: 5 mm
STEM	BGM E-Bike, adjustable

MOTOR	Bosch Drive Unit Performance Line CX Cruise, Gen. 4, 250 W, 36 V, max. 25 km/h
BATTERY	Bosch 36 V Li Ion, 625 Wh, PowerTube
DISPLAY	Bosch Purion
ASSISTANCE MODES	Eco (+60%), Tour (+140%), eMTB (+140 - 340%), Turbo (+340%), Walk Assist (-5 km/h)

GRIPS	BGM Comfort, Ergo, double density, clamp version
SADDLE	Selle Royal Essenza Plus, lady
SEATPOST	BGM Pro
FENDER	Racktime Wingee
CARRIER	Racktime / BGM Trekking Pro, integrated fender mount
HEADLIGHT	B&M Dopp, 30 Lux, LED, E-Bike Version
REARLIGHT	B&M Toplight 2 C, LED
KICKSTAND	Syncros
PEDALS	Trekking alloy
SYSTEM WEIGHT	Bike, rider and luggage max. 140 kg

E-TREKKING E-HORIZON EXPERT GENT BLACK

SKU: 280993



COLOUR

anthracite/black/chrome (matt/shiny)

Sporty, modern E-Trekking all-rounder with maximum integration of the latest Bosch Drive Unit and 625 Wh PowerTube battery generation.




FRAMESIZES	48/52/56/60 cm
COLOUR	anthracite/black/chrome (matt/shiny)
FRAME	28", ultra lite AL-6061 tubing, PowerTube battery
FORK	Suntour NEX E25, 63 mm
REAR DERAILLEUR	Shimano Deore, RD-M6100, Shadow Plus
SHIFTER	Shimano Deore, SL-M6100, 1x12-speed, rapidfire plus-shifter
FREEWHEEL	Shimano Deore, CS-M6100, 10-51t
CHAIN	KMC e12S
CRANKSET	FSA CK-320, 38t
BOTTOM BRACKET	Bosch, Isis
BRAKE	Shimano BR-MT420, hydraulic disc brake, 4-piston, SM-RT10 rotor: 180/160 mm

BRAKELEVERS	Shimano BL-MT200, hydraulic disc brake
RIMS	Ryde Rival 23 disc, eyelets
FRONT HUB	Shimano HB-MT400, centerlock, disc, 15x100 mm axle
REAR HUB	Shimano FH-MT401, centerlock, disc, quick release
SPOKES	Sapim Leader
TYRES	Schwalbe Energizer Active Plus, reflective stripe, 47-622
TUBES	Schwalbe SV19B Light
HEADSET	FSA NO.57SC-1, A-Headset, semi-integrated, tapered
HANDLEBAR	BGM Pro, riserbar, backsweep: 15°, rise: 5 mm
STEM	BGM Pro, adjustable, 17°-25°
GRIPS	BGM Comfort, Ergo, double density, clamp version

MOTOR	Bosch Drive Unit Performance Line CX Cruise, Gen. 4, 250 W, 36 V, max. 25 km/h
BATTERY	Bosch 36 V Li Ion, 625 Wh, PowerTube
DISPLAY	Bosch Intuvia
ASSISTANCE MODES	Eco (+60%), Tour (+140%), eMTB (+140 - 340%), Turbo (+340%), Walk Assist (-5 km/h)
SADDLE	Ergon ST10
SEATPOST	BGM Pro
FENDER	Racktime Wingee
CARRIER	Racktime / BGM Trekking Pro, integrated fender mount
CHAINCASECOVER	SKS Chainbooster
HEADLIGHT	B&M Dopp, 30 Lux, LED, E-Bike Version
REARLIGHT	B&M Toplight 2 C, LED
KICKSTAND	Syncros
PEDALS	Trekking alloy
SYSTEM WEIGHT	Bike, rider and luggage max. 140 kg

E-TREKKING E-HORIZON EXPERT GENT BLUE

SKU: 280994



COLOUR

radiant blue/black (shiny/matt)

Sporty, modern E-Trekking all-rounder with maximum integration of the latest Bosch Drive Unit and 625 Wh PowerTube battery generation.

 **LONG RANGE OPTION**

FRAMESIZES	48/52/56/60 cm
COLOUR	radiant blue/black (shiny/matt)
FRAME	28", ultra lite AL-6061 tubing, PowerTube battery
FORK	Suntour NEX E25, 63 mm
REAR DERAILLEUR	Shimano Deore, RD-M6100, Shadow Plus
SHIFTER	Shimano Deore, SL-M6100, 1x12-speed, rapidfire plus-shifter
FREEWHEEL	Shimano Deore, CS-M6100, 10-51t
CHAIN	KMC e12S
CRANKSET	FSA CK-320, 38t
BOTTOM BRACKET	Bosch, Isis
BRAKE	Shimano BR-MT420, hydraulic disc brake, 4-piston, SM-RT10 rotor: 180/160 mm

BRAKELEVERS	Shimano BL-MT200, hydraulic disc brake
RIMS	Ryde Rival 23 disc, eyelets
FRONT HUB	Shimano HB-MT400, centerlock, disc, 15x100 mm axle
REAR HUB	Shimano FH-MT401, centerlock, disc, quick release
SPOKES	Sapim Leader
TYRES	Schwalbe Energizer Active Plus, reflective stripe, 47-622
TUBES	Schwalbe SV19B Light
HEADSET	FSA NO.57SC-1, A-Headset, semi-integrated, tapered
HANDLEBAR	BGM Pro, riserbar, backsweep: 15°, rise: 5 mm
STEM	BGM Pro, adjustable, 17°-25°
GRIPS	BGM Comfort, Ergo, double density, clamp version

MOTOR	Bosch Drive Unit Performance Line CX Cruise, Gen. 4, 250 W, 36 V, max. 25 km/h
BATTERY	Bosch 36 V Li Ion, 625 Wh, PowerTube
DISPLAY	Bosch Intuvia
ASSISTANCE MODES	Eco (+60%), Tour (+140%), eMTB (+140 - 340%), Turbo (+340%), Walk Assist (-5 km/h)
SADDLE	Ergon ST10
SEATPOST	BGM Pro
FENDER	Racktime Wingee
CARRIER	Racktime / BGM Trekking Pro, integrated fender mount
CHAINCASECOVER	SKS Chainbooster
HEADLIGHT	B&M Dopp, 30 Lux, LED, E-Bike Version
REARLIGHT	B&M Toplight 2 C, LED
KICKSTAND	Syncros
PEDALS	Trekking alloy
SYSTEM WEIGHT	Bike, rider and luggage max. 140 kg

E-TREKKING E-HORIZON EXPERT AMSTERDAM BLACK

SKU: 280995



COLOUR

anthracite/black/chrome (matt/shiny)

A modern symbiosis of sporty E-Trekking bike and comfortable low step-through bicycle, maximum integration of the latest Bosch Drive Unit and 625 Wh PowerTube battery generation.


FRAMESIZES	44/48/52/56 cm
COLOUR	anthracite/black/chrome (matt/shiny)
FRAME	28", ultra lite AL-6061 tubing, PowerTube battery
FORK	Suntour NEX E25, 63 mm
REAR DERAILLEUR	Shimano Deore, RD-M6100, Shadow Plus
SHIFTER	Shimano Deore, SL-M6100, 1x12-speed, rapidfire plus-shifter
FREEWHEEL	Shimano Deore, CS-M6100, 10-51t
CHAIN	KMC e12S
CRANKSET	FSA CK-320, 38t
BOTTOM BRACKET	Bosch, Isis
BRAKE	Shimano BR-MT420, hydraulic disc brake, 4-piston, SM-RT10 rotor: 180/160 mm

BRAKELEVERS	Shimano BL-MT200, hydraulic disc brake
RIMS	Ryde Rival 23 disc, eyelets
FRONT HUB	Shimano HB-MT400, centerlock, disc, 15x100 mm axle
REAR HUB	Shimano FH-MT401, centerlock, disc, quick release
SPOKES	Sapim Leader
TYRES	Schwalbe Energizer Active Plus, reflective stripe, 47-622
TUBES	Schwalbe SV19B Light
HEADSET	FSA NO.57SC-1, A-Headset, semi-integrated, tapered
HANDLEBAR	BGM Pro, riserbar, backsweep: 15°, rise: 5 mm
STEM	BGM Pro, adjustable, 17°-25°
GRIPS	BGM Comfort, Ergo, double density, clamp version

MOTOR	Bosch Drive Unit Performance Line CX Cruise, Gen. 4, 250 W, 36 V, max. 25 km/h
BATTERY	Bosch 36 V Li Ion, 625 Wh, PowerTube
DISPLAY	Bosch Intuvia
ASSISTANCE MODES	Eco (+60%), Tour (+140%), eMTB (+140 - 340%), Turbo (+340%), Walk Assist (-5 km/h)
SADDLE	Ergon ST10
SEATPOST	BGM Pro
FENDER	Racktime Wingee
CARRIER	Racktime / BGM Trekking Pro, integrated fender mount
CHAINCASECOVER	SKS Chainbooster
HEADLIGHT	B&M Dopp, 30 Lux, LED, E-Bike Version
REARLIGHT	B&M Toplight 2 C, LED
KICKSTAND	Syncros
PEDALS	Trekking alloy
SYSTEM WEIGHT	Bike, rider and luggage max. 140 kg

E-TREKKING E-HORIZON EXPERT AMSTERDAM BLUE

SKU: 280996



COLOUR

radiant blue/black (shiny/matt)

A modern symbiosis of sporty E-Trekking bike and comfortable low step-through bicycle, maximum integration of the latest Bosch Drive Unit and 625 Wh PowerTube battery generation.

FRAMESIZES	44/48/52/56 cm
COLOUR	radiant blue/black (shiny/matt)
FRAME	28", ultra lite AL-6061 tubing, PowerTube battery
FORK	Suntour NEX E25, 63 mm
REAR DERAILLEUR	Shimano Deore, RD-M6100, Shadow Plus
SHIFTER	Shimano Deore, SL-M6100, 1x12-speed, rapidfire plus-shifter
FREEWHEEL	Shimano Deore, CS-M6100, 10-51t
CHAIN	KMC e12S
CRANKSET	FSA CK-320, 38t
BOTTOM BRACKET	Bosch, Isis
BRAKE	Shimano BR-MT420, hydraulic disc brake, 4-piston, SM-RT10 rotor: 180/160 mm

BRAKELEVERS	Shimano BL-MT200, hydraulic disc brake
RIMS	Ryde Rival 23 disc, eyelets
FRONT HUB	Shimano HB-MT400, centerlock, disc, 15x100 mm axle
REAR HUB	Shimano FH-MT401, centerlock, disc, quick release
SPOKES	Sapim Leader
TYRES	Schwalbe Energizer Active Plus, reflective stripe, 47-622
TUBES	Schwalbe SV19B Light
HEADSET	FSA NO.57SC-1, A-Headset, semi-integrated, tapered
HANDLEBAR	BGM Pro, riserbar, backsweep: 15°, rise: 5 mm
STEM	BGM Pro, adjustable, 17°-25°
GRIPS	BGM Comfort, Ergo, double density, clamp version

MOTOR	Bosch Drive Unit Performance Line CX Cruise, Gen. 4, 250 W, 36 V, max. 25 km/h
BATTERY	Bosch 36 V Li Ion, 625 Wh, PowerTube
DISPLAY	Bosch Intuvia
ASSISTANCE MODES	Eco (+60%), Tour (+140%), eMTB (+140 - 340%), Turbo (+340%), Walk Assist (-5 km/h)

SADDLE	Ergon ST10
SEATPOST	BGM Pro
FENDER	Racktime Wingee
CARRIER	Racktime / BGM Trekking Pro, integrated fender mount
CHAINCASECOVER	SKS Chainbooster
HEADLIGHT	B&M Dopp, 30 Lux, LED, E-Bike Version
REARLIGHT	B&M Toplight 2 C, LED
KICKSTAND	Syncros
PEDALS	Trekking alloy
SYSTEM WEIGHT	Bike, rider and luggage max. 140 kg

E-TREKKING E-HORIZON EXPERT WAVE BLACK

SKU: 280997

NEW



COLOUR

anthracite/black/chrome (matt/shiny)

Modern E-Trekking all-rounder with a newly developed low step-through Wave frame in Monotube Concept design, with perfect ergonomics, outstanding riding characteristics and maximum integration of the latest Bosch Drive Unit and the 625 Wh PowerTube battery.

FRAMESIZES	44/48/52/56 cm
COLOUR	anthracite/black/chrome (matt/shiny)
FRAME	28", lite AL-6061 tubing, PowerTube battery
FORK	Suntour NEX E25, 63 mm
REAR DERAILLEUR	Shimano Deore, RD-M6100, Shadow Plus
SHIFTER	Shimano Deore, SL-M6100, 1x12-speed, rapidfire plus-shifter
FREEWHEEL	Shimano Deore, CS-M6100, 10-51t
CHAIN	KMC e12S
CRANKSET	FSA CK-200, 38t
BOTTOM BRACKET	Bosch, Isis
BRAKE	Shimano BR-MT420, hydraulic disc brake, 4-piston, SM-RT10 rotor: 180/160 mm

BRAKELEVERS	Shimano BL-MT200, hydraulic disc brake
RIMS	BGM Pro X17, disc, eyelets
FRONT HUB	Shimano HB-MT200, centerlock, disc, quick release
REAR HUB	Shimano FH-MT401, centerlock, disc, quick release
SPOKES	stainless, silver
TYRES	Schwalbe Energizer Plus, reflective stripe, 50-622
TUBES	Schwalbe SV19B Light
HEADSET	FSA NO.57SC-1, A-Headset, semi-integrated, tapered
HANDLEBAR	BGM Pro, riserbar, backsweep: 40°, rise: 40 mm
STEM	BGM Pro, adjustable, 17°-25°
GRIPS	BGM Comfort, Ergo, double density, clamp version


MOTOR	Bosch Drive Unit Performance Line CX Cruise, Gen. 4, 250 W, 36 V, max. 25 km/h
BATTERY	Bosch 36 V Li Ion, 625 Wh, PowerTube
DISPLAY	Bosch Intuvia
ASSISTANCE MODES	Eco (+60%), Tour (+140%), eMTB (+140 - 340%), Turbo (+340%), Walk Assist (-5 km/h)

SADDLE	Ergon ST10
SEATPOST	BGM Pro
FENDER	Curana Apollo, with stainless stays
CARRIER	Racktime / BGM Trekking Pro, integrated fender mount
CHAINCASECOVER	SKS Chainbooster
HEADLIGHT	B&M Dopp, 30 Lux, LED, E-Bike Version
REARLIGHT	B&M Toplight 2 C, LED
KICKSTAND	Atran
PEDALS	Trekking alloy
SYSTEM WEIGHT	Bike, rider and luggage max. 140 kg

E-TREKKING E-HORIZON EXPERT WAVE AUBERGINE

SKU: 280998

NEW



COLOUR

aubergine/black/creme (shiny)

Modern E-Trekking all-rounder with a newly developed low step-through Wave frame in Monotube Concept design, with perfect ergonomics, outstanding riding characteristics and maximum integration of the latest Bosch Drive Unit and the 625 Wh PowerTube battery.

FRAMESIZES	44/48/52/56 cm
COLOUR	aubergine/black/creme (shiny)
FRAME	28", lite AL-6061 tubing, PowerTube battery
FORK	Suntour NEX E25, 63 mm
REAR DERAILLEUR	Shimano Deore, RD-M6100, Shadow Plus
SHIFTER	Shimano Deore, SL-M6100, 1x12-speed, rapidfire plus-shifter
FREEWHEEL	Shimano Deore, CS-M6100, 10-51t
CHAIN	KMC e12S
CRANKSET	FSA CK-200, 38t
BOTTOM BRACKET	Bosch, Isis
BRAKE	Shimano BR-MT420, hydraulic disc brake, 4-piston, SM-RT10 rotor: 180/160 mm

BRAKELEVERS	Shimano BL-MT200, hydraulic disc brake
RIMS	BGM Pro X17, disc, eyelets
FRONT HUB	Shimano HB-MT200, centerlock, disc, quick release
REAR HUB	Shimano FH-MT401, centerlock, disc, quick release
SPOKES	stainless, silver
TYRES	Schwalbe Energizer Plus, reflective stripe, 50-622
TUBES	Schwalbe SV19B Light
HEADSET	FSA NO.57SC-1, A-Headset, semi-integrated, tapered
HANDLEBAR	BGM Pro, riserbar, backsweep: 40°, rise: 40 mm
STEM	BGM Pro, adjustable, 17°-25°
GRIPS	BGM Comfort, Ergo, double density, clamp version

MOTOR	Bosch Drive Unit Performance Line CX Cruise, Gen. 4, 250 W, 36 V, max. 25 km/h
BATTERY	Bosch 36 V Li Ion, 625 Wh, PowerTube
DISPLAY	Bosch Intuvia
ASSISTANCE MODES	Eco (+60%), Tour (+140%), eMTB (+140 - 340%), Turbo (+340%), Walk Assist (-5 km/h)

SADDLE	Ergon ST10
SEATPOST	BGM Pro
FENDER	Curana Apollo, with stainless stays
CARRIER	Racktime / BGM Trekking Pro, integrated fender mount
CHAINCASECOVER	SKS Chainbooster
HEADLIGHT	B&M Dopp, 30 Lux, LED, E-Bike Version
REARLIGHT	B&M Toplight 2 C, LED
KICKSTAND	Atran
PEDALS	Trekking alloy
SYSTEM WEIGHT	Bike, rider and luggage max. 140 kg

E-TREKKING E-HORIZON SPORT GENT

SKU: 280999



COLOUR

dirty tangerine/black (shiny/matt)

Sporty, powerful E-Trekking all-rounder with maximum integration of the latest Bosch Drive Unit and 625 Wh PowerTube battery generation.

 **LONG RANGE OPTION**

FRAMESIZES	48/52/56/60 cm
COLOUR	dirty tangerine/black (shiny/matt)
FRAME	28", ultra lite AL-6061 tubing, PowerTube battery
FORK	Suntour NEX E25, 63 mm
REAR DERAILLEUR	Shimano Deore, RD-M4120, Shadow
SHIFTER	Shimano Deore, SL-M4100, 1x10-speed, rapidfire plus-shifter
FREEWHEEL	Shimano Deore, CS-M4100, 11-42t
CHAIN	KMC e10S
CRANKSET	FSA CK-320, 38t
BOTTOM BRACKET	Bosch, Isis
BRAKE	Shimano BR-MT200, hydraulic disc brake, SM-RT10 rotor: 180/160 mm

BRAKELEVERS	Shimano BL-MT200, hydraulic disc brake
RIMS	Ryde Rival 23 disc, eyelets
FRONT HUB	Shimano, centerlock, disc, quick release
REAR HUB	Shimano FH-MT200-B, centerlock, disc, quick release
SPOKES	Sapim Leader
TYRES	Schwalbe Energizer Active Plus, reflective stripe, 47-622
TUBES	Schwalbe SV19B Light
HEADSET	FSA NO.57SC-1, A-Headset, semi-integrated, tapered
HANDLEBAR	BGM Pro, riserbar, backsweep: 15°, rise: 5 mm
STEM	BGM Pro, adjustable, 17°-25°
GRIPS	BGM Comfort, Ergo, double density, clamp version

MOTOR	Bosch Drive Unit Performance Line CX Cruise, Gen. 4, 250 W, 36 V, max. 25 km/h
BATTERY	Bosch 36 V Li Ion, 625 Wh, PowerTube
DISPLAY	Bosch Purion
ASSISTANCE MODES	Eco (+60%), Tour (+140%), eMTB (+140 - 340%), Turbo (+340%), Walk Assist (-5 km/h)
SADDLE	Selle Royal Essenza Plus, gent
SEATPOST	BGM Pro
FENDER	SKS, with stainless stays
CARRIER	Racktime / BGM Trekking Pro, integrated fender mount
CHAINCASECOVER	SKS Chainbooster
HEADLIGHT	B&M Dopp, 30 Lux, LED, E-Bike Version
REARLIGHT	B&M Toplight 2 C, LED
KICKSTAND	Syncros
PEDALS	Trekking alloy
SYSTEM WEIGHT	Bike, rider and luggage max. 140 kg

E-TREKKING E-HORIZON SPORT LADY

SKU: 281000



COLOUR

white/black/gold (shiny/matt)

Sporty, powerful E-Trekking all-rounder with maximum integration of the latest Bosch Drive Unit and 625 Wh PowerTube battery generation.

 **LONG RANGE OPTION**

FRAMESIZES	44/48/52/56 cm
COLOUR	white/black/gold (shiny/matt)
FRAME	28", ultra lite AL-6061 tubing, PowerTube battery
FORK	Suntour NEX E25, 63 mm
REAR DERAILLEUR	Shimano Deore, RD-M4120, Shadow
SHIFTER	Shimano Deore, SL-M4100, 1x10-speed, rapidfire plus-shifter
FREEWHEEL	Shimano Deore, CS-M4100, 11-42t
CHAIN	KMC e10S
CRANKSET	FSA CK-320, 38t
BOTTOM BRACKET	Bosch, Isis
BRAKE	Shimano BR-MT200, hydraulic disc brake, SM-RT10 rotor: 180/160 mm

BRAKELEVERS	Shimano BL-MT200, hydraulic disc brake
RIMS	Ryde Rival 23 disc, eyelets
FRONT HUB	Shimano, centerlock, disc, quick release
REAR HUB	Shimano FH-MT200-B, centerlock, disc, quick release
SPOKES	Sapim Leader
TYRES	Schwalbe Energizer Active Plus, reflective stripe, 47-622
TUBES	Schwalbe SV19B Light
HEADSET	FSA NO.57SC-1, A-Headset, semi-integrated, tapered
HANDLEBAR	BGM Pro, riserbar, backsweep: 15°, rise: 5 mm
STEM	BGM Pro, adjustable, 17°-25°
GRIPS	BGM Comfort, Ergo, double density, clamp version

MOTOR	Bosch Drive Unit Performance Line CX Cruise, Gen. 4, 250 W, 36 V, max. 25 km/h
BATTERY	Bosch 36 V Li Ion, 625 Wh, PowerTube
DISPLAY	Bosch Purion
ASSISTANCE MODES	Eco (+60%), Tour (+140%), eMTB (+140 - 340%), Turbo (+340%), Walk Assist (-5 km/h)
SADDLE	Selle Royal Essenza Plus, lady
SEATPOST	BGM Pro
FENDER	SKS, with stainless stays
CARRIER	Racktime / BGM Trekking Pro, integrated fender mount
CHAINCASECOVER	SKS Chainbooster
HEADLIGHT	B&M Dopp, 30 Lux, LED, E-Bike Version
REARLIGHT	B&M Toplight 2 C, LED
KICKSTAND	Syncros
PEDALS	Trekking alloy
SYSTEM WEIGHT	Bike, rider and luggage max. 140 kg

E-TREKKING E-HORIZON SPORT WAVE

SKU: 281001

NEW



COLOUR

white/black/gold (shiny)

Sporty, powerful E-Trekking all-rounder with a newly developed low step-through Wave frame in Monotube Concept construction, with perfect ergonomics, outstanding riding characteristics and maximum integration of the latest Bosch Drive Unit and 625 Wh PowerTube battery.

 **LONG RANGE OPTION**


FRAMESIZES	44/48/52/56 cm
COLOUR	white/black/gold (shiny)
FRAME	28", lite AL-6061 tubing, PowerTube battery
FORK	Suntour NEX E25, 63 mm
REAR DERAILLEUR	Shimano Deore, RD-M4120, Shadow
SHIFTER	Shimano Deore, SL-M4100, 1x10-speed, rapidfire plus-shifter
FREEWHEEL	Shimano Deore, CS-M4100, 11-42t
CHAIN	KMC e10S
CRANKSET	FSA CK-200, 38t
BOTTOM BRACKET	Bosch, Isis
BRAKE	Shimano BR-MT200, hydraulic disc brake, SM-RT10 rotor: 180/160 mm

BRAKELEVERS	Shimano BL-MT200, hydraulic disc brake
RIMS	BGM Pro X17, disc, eyelets
FRONT HUB	Shimano HB-MT200, centerlock, disc, quick release
REAR HUB	Shimano FH-MT200-B, centerlock, disc, quick release
SPOKES	stainless, silver
TYRES	Schwalbe Energizer Plus, reflective stripe, 50-622
TUBES	Schwalbe SV19B Light
HEADSET	FSA NO.57SC-1, A-Headset, semi-integrated, tapered
HANDLEBAR	BGM Pro, riserbar, backsweep: 40°, rise: 40 mm
STEM	BGM Pro, adjustable, 17°-25°
GRIPS	BGM Comfort, Ergo, double density, clamp version

MOTOR	Bosch Drive Unit Performance Line CX Cruise, Gen. 4, 250 W, 36 V, max. 25 km/h
BATTERY	Bosch 36 V Li Ion, 625 Wh, PowerTube
DISPLAY	Bosch Purion
ASSISTANCE MODES	Eco (+60%), Tour (+140%), eMTB (+140 - 340%), Turbo (+340%), Walk Assist (-5 km/h)
SADDLE	Selle Royal Essenza Plus, lady
SEATPOST	BGM Pro
FENDER	Curana Apollo, with stainless stays
CARRIER	Racktime / BGM Trekking Pro, integrated fender mount
CHAINCASECOVER	SKS Chainbooster
HEADLIGHT	B&M Dopp, 30 Lux, LED, E-Bike Version
REARLIGHT	B&M Toplight 2 C, LED
KICKSTAND	Atran
PEDALS	Trekking alloy
SYSTEM WEIGHT	Bike, rider and luggage max. 140 kg

E-TREKKING E-HORIZON EDITION GENT BLACK

SKU: 281002



COLOUR

black gold dust/gold (shiny/matt)

Reliable E-Trekking Tourer, with silent Bosch Drive Unit and long range, thanks to a fully integrated 625 Wh PowerTube battery.




FRAMESIZES	48/52/56/60 cm
COLOUR	black gold dust/gold (shiny/matt)
FRAME	28", ultra lite AL-6061 tubing, PowerTube battery
FORK	Suntour NEX E25, 63 mm
REAR DERAILLEUR	Shimano Deore, RD-M4120, Shadow
SHIFTER	Shimano Deore, SL-M4100, 1x10-speed, rapidfire plus-shifter
FREEWHEEL	Shimano Deore, CS-M4100, 11-42t
CHAIN	KMC e10S
CRANKSET	FSA CK-200, 38t
BOTTOM BRACKET	Bosch, Isis
BRAKE	Shimano BR-MT200, hydraulic disc brake, SM-RT10 rotor: 180/160 mm

BRAKELEVERS	Shimano BL-MT200, hydraulic disc brake
RIMS	Ryde Rival 23 disc, eyelets
FRONT HUB	Shimano, centerlock, disc, quick release
REAR HUB	Shimano FH-MT200-B, centerlock, disc, quick release
SPOKES	Sapim Leader
TYRES	Schwalbe Energizer Plus, reflective stripe, 47-622
TUBES	Schwalbe SV19B Light
HEADSET	FSA NO.57SC-1, A-Headset, semi-integrated, tapered
HANDLEBAR	BGM Pro, riserbar, backsweep: 15°, rise: 5 mm
STEM	BGM Pro, adjustable, 17°-25°
GRIPS	BGM Comfort, Ergo, double density, clamp version

MOTOR	Bosch Drive Unit Performance Line Cruise, Gen. 3, 250 W, 36 V, max. 25 km/h
BATTERY	Bosch 36 V Li Ion, 625 Wh, PowerTube
DISPLAY	Bosch Purion
ASSISTANCE MODES	Eco (+55%), Tour (+120%), eMTB (+120 - 300%), Turbo (+300%), Walk Assist (-5 km/h)
SADDLE	Selle Royal Essenza Plus, gent
SEATPOST	BGM Pro
FENDER	SKS, with stainless stays
CARRIER	Racktime / BGM Trekking Pro, integrated fender mount
CHAINCASECOVER	SKS Chainbooster
HEADLIGHT	B&M Dopp, 30 Lux, LED, E-Bike Version
REARLIGHT	B&M Toplight 2 C, LED
KICKSTAND	Atran
PEDALS	Trekking alloy
SYSTEM WEIGHT	Bike, rider and luggage max. 140 kg

E-TREKKING E-HORIZON EDITION GENT ORANGE

SKU: 281003



COLOUR

dirty orange/black (shiny)

Reliable E-Trekking Tourer, with silent Bosch Drive Unit and long range, thanks to a fully integrated 625 Wh PowerTube battery.

 **LONG RANGE OPTION**


FRAMESIZES	48/52/56/60 cm
COLOUR	dirty orange/black (shiny)
FRAME	28", ultra lite AL-6061 tubing, PowerTube battery
FORK	Suntour NEX E25, 63 mm
REAR DERAILLEUR	Shimano Deore, RD-M4120, Shadow
SHIFTER	Shimano Deore, SL-M4100, 1x10-speed, rapidfire plus-shifter
FREEWHEEL	Shimano Deore, CS-M4100, 11-42t
CHAIN	KMC e10S
CRANKSET	FSA CK-200, 38t
BOTTOM BRACKET	Bosch, Isis
BRAKE	Shimano BR-MT200, hydraulic disc brake, SM-RT10 rotor: 180/160 mm

BRAKELEVERS	Shimano BL-MT200, hydraulic disc brake
RIMS	Ryde Rival 23 disc, eyelets
FRONT HUB	Shimano, centerlock, disc, quick release
REAR HUB	Shimano FH-MT200-B, centerlock, disc, quick release
SPOKES	Sapim Leader
TYRES	Schwalbe Energizer Active Plus, reflective stripe, 47-622
TUBES	Schwalbe SV19B Light
HEADSET	FSA NO.57SC-1, A-Headset, semi-integrated, tapered
HANDLEBAR	BGM Pro, riserbar, backsweep: 15°, rise: 5 mm
STEM	BGM Pro, adjustable, 17°-25°
GRIPS	BGM Comfort, Ergo, double density, clamp version

MOTOR	Bosch Drive Unit Performance Line Cruise, Gen. 3, 250 W, 36 V, max. 25 km/h
BATTERY	Bosch 36 V Li Ion, 625 Wh, PowerTube
DISPLAY	Bosch Purion
ASSISTANCE MODES	Eco (+55%), Tour (+120%), eMTB (+120 - 300%), Turbo (+300%), Walk Assist (-5 km/h)
SADDLE	Selle Royal Essenza Plus, gent
SEATPOST	BGM Pro
FENDER	SKS, with stainless stays
CARRIER	Racktime / BGM Trekking Pro, integrated fender mount
CHAINCASECOVER	SKS Chainbooster
HEADLIGHT	B&M Dopp, 30 Lux, LED, E-Bike Version
REARLIGHT	B&M Toplight 2 C, LED
KICKSTAND	Atran
PEDALS	Trekking alloy
SYSTEM WEIGHT	Bike, rider and luggage max. 140 kg

E-TREKKING E-HORIZON EDITION AMSTERDAM BLACK

SKU: 281004



COLOUR

black gold dust/gold (shiny/matt)

Symbiosis of sporty E-Trekking bike and comfortable low step-through model, with silent Bosch Drive Unit and long range, thanks to the fully integrated 625 Wh PowerTube battery.


FRAMESIZES	44/48/52/56 cm
COLOUR	black gold dust/gold (shiny/matt)
FRAME	28", ultra lite AL-6061 tubing, PowerTube battery
FORK	Suntour NEX E25, 63 mm
REAR DERAILLEUR	Shimano Deore, RD-M4120, Shadow
SHIFTER	Shimano Deore, SL-M4100, 1x10-speed, rapidfire plus-shifter
FREEWHEEL	Shimano Deore, CS-M4100, 11-42t
CHAIN	KMC e10S
CRANKSET	FSA CK-200, 38t
BOTTOM BRACKET	Bosch, Isis
BRAKE	Shimano BR-MT200, hydraulic disc brake, SM-RT10 rotor: 180/160 mm

BRAKELEVERS	Shimano BL-MT200, hydraulic disc brake
RIMS	Ryde Rival 23 disc, eyelets
FRONT HUB	Shimano HB-MT200, centerlock, disc, quick release
REAR HUB	Shimano FH-MT200-B, centerlock, disc, quick release
SPOKES	Sapim Leader
TYRES	Schwalbe Energizer Plus, reflective stripe, 47-622
TUBES	Schwalbe SV19B Light
HEADSET	FSA NO.57SC-1, A-Headset, semi-integrated, tapered
HANDLEBAR	BGM Pro, riserbar, backsweep: 15°, rise: 5 mm
STEM	BGM Pro, adjustable, 17°-25°
GRIPS	BGM Comfort, Ergo, double density, clamp version

MOTOR	Bosch Drive Unit Performance Line Cruise, Gen. 3, 250 W, 36 V, max. 25 km/h
BATTERY	Bosch 36 V Li Ion, 625 Wh, PowerTube
DISPLAY	Bosch Purion
ASSISTANCE MODES	Eco (+55%), Tour (+120%), eMTB (+120 - 300%), Turbo (+300%), Walk Assist (-5 km/h)
SADDLE	Selle Royal Essenza Plus, lady
SEATPOST	BGM Pro
FENDER	SKS, with stainless stays
CARRIER	Racktime / BGM Trekking Pro, integrated fender mount
CHAINCASECOVER	SKS Chainbooster
HEADLIGHT	B&M Dopp, 30 Lux, LED, E-Bike Version
REARLIGHT	B&M Toplight 2 C, LED
KICKSTAND	Atran
PEDALS	Trekking alloy
SYSTEM WEIGHT	Bike, rider and luggage max. 140 kg

E-TREKKING E-HORIZON EDITION AMSTERDAM ORANGE

SKU: 281005



COLOUR

dirty orange/black (shiny)

Symbiosis of sporty E-Trekking bike and comfortable low step-through model, with silent Bosch Drive Unit and long range, thanks to the fully integrated 625 Wh PowerTube battery.

FRAMESIZES	44/48/52/56 cm
COLOUR	dirty orange/black (shiny)
FRAME	28", ultra lite AL-6061 tubing, PowerTube battery
FORK	Suntour NEX E25, 63 mm
REAR DERAILLEUR	Shimano Deore, RD-M4120, Shadow
SHIFTER	Shimano Deore, SL-M4100, 1x10-speed, rapidfire plus-shifter
FREEWHEEL	Shimano Deore, CS-M4100, 11-42t
CHAIN	KMC e10S
CRANKSET	FSA CK-200, 38t
BOTTOM BRACKET	Bosch, Isis
BRAKE	Shimano BR-MT200, hydraulic disc brake, SM-RT10 rotor: 180/160 mm

BRAKELEVERS	Shimano BL-MT200, hydraulic disc brake
RIMS	Ryde Rival 23 disc, eyelets
FRONT HUB	Shimano HB-MT200, centerlock, disc, quick release
REAR HUB	Shimano FH-MT200-B, centerlock, disc, quick release
SPOKES	Sapim Leader
TYRES	Schwalbe Energizer Active Plus, reflective stripe, 47-622
TUBES	Schwalbe SV19B Light
HEADSET	FSA NO.57SC-1, A-Headset, semi-integrated, tapered
HANDLEBAR	BGM Pro, riserbar, backsweep: 15°, rise: 5 mm
STEM	BGM Pro, adjustable, 17°-25°
GRIPS	BGM Comfort, Ergo, double density, clamp version

MOTOR	Bosch Drive Unit Performance Line Cruise, Gen. 3, 250 W, 36 V, max. 25 km/h
BATTERY	Bosch 36 V Li Ion, 625 Wh, PowerTube
DISPLAY	Bosch Purion
ASSISTANCE MODES	Eco (+55%), Tour (+120%), eMTB (+120 - 300%), Turbo (+300%), Walk Assist (-5 km/h)

SADDLE	Selle Royal Essenza Plus, lady
SEATPOST	BGM Pro
FENDER	SKS, with stainless stays
CARRIER	Racktime / BGM Trekking Pro, integrated fender mount
CHAINCASECOVER	SKS Chainbooster
HEADLIGHT	B&M Dopp, 30 Lux, LED, E-Bike Version
REARLIGHT	B&M Toplight 2 C, LED
KICKSTAND	Atran
PEDALS	Trekking alloy
SYSTEM WEIGHT	Bike, rider and luggage max. 140 kg

E-TREKKING E-HORIZON EDITION WAVE BLACK

SKU: 281006

NEW



COLOUR

black/black/gold (matt/shiny)

E-Trekking all-rounder with a newly developed low step-through Wave frame in Monotube Concept construction, with perfect ergonomics and outstanding riding characteristics. Silent Bosch Drive Unit. High range, thanks to fully integrated 625 Wh PowerTube battery.

FRAMESIZES	44/48/52/56 cm
COLOUR	anthracite/black/gold (matt/shiny)
FRAME	28", lite AL-6061 tubing, PowerTube battery
FORK	Suntour NEX E25, 63 mm
REAR DERAILLEUR	Shimano Deore, RD-M4120, Shadow
SHIFTER	Shimano Deore, SL-M4100, 1x10-speed, rapidfire plus-shifter
FREEWHEEL	Shimano Deore, CS-M4100, 11-42t
CHAIN	KMC e10S
CRANKSET	FSA CK-200, 38t
BOTTOM BRACKET	Bosch, Isis
BRAKE	Shimano BR-MT200, hydraulic disc brake, SM-RT10 rotor: 180/160 mm

BRAKELEVERS	Shimano BL-MT200, hydraulic disc brake
RIMS	BGM Pro X17, disc, eyelets
FRONT HUB	Shimano, centerlock, disc, quick release
REAR HUB	Shimano FH-MT200-B, centerlock, disc, quick release
SPOKES	stainless, silver
TYRES	Schwalbe Energizer Plus, reflective stripe, 50-622
TUBES	Schwalbe SV19B Light
HEADSET	FSA NO.57SC-1, A-Headset, semi-integrated, tapered
HANDLEBAR	BGM Pro, riserbar, backsweep: 40°, rise: 40 mm
STEM	BGM Pro, adjustable, 17°-25°
GRIPS	BGM Comfort, Ergo, double density, clamp version

MOTOR	Bosch Drive Unit Performance Line Cruise, Gen. 3, 250 W, 36 V, max. 25 km/h
BATTERY	Bosch 36 V Li Ion, 625 Wh, PowerTube
DISPLAY	Bosch Purion
ASSISTANCE MODES	Eco (+55%), Tour (+120%), eMTB (+120 - 300%), Turbo (+300%), Walk Assist (-5 km/h)

SADDLE	Selle Royal Essenza Plus, lady
SEATPOST	BGM Pro
FENDER	Curana Apollo, with stainless stays
CARRIER	Racktime / BGM Trekking Pro, integrated fender mount
CHAINCASECOVER	SKS Chainbow
HEADLIGHT	B&M Upp, 30 Lux, LED, E-Bike Version
REARLIGHT	B&M Toplight 2 C, LED
KICKSTAND	Atran
PEDALS	Trekking alloy
SYSTEM WEIGHT	Bike, rider and luggage max. 140 kg

E-TREKKING E-HORIZON EDITION WAVE WHITE

SKU: 281007

NEW



COLOUR

white/black/silver (shiny)

E-Trekking all-rounder with a newly developed low step-through Wave frame in Monotube Concept construction, with perfect ergonomics and outstanding riding characteristics. Silent Bosch Drive Unit. High range, thanks to fully integrated 625 Wh PowerTube battery.

FRAMESIZES	44/48/52/56 cm
COLOUR	white/black/silver (shiny)
FRAME	28", lite AL-6061 tubing, PowerTube battery
FORK	Suntour NEX E25, 63 mm
REAR DERAILLEUR	Shimano Deore, RD-M4120, Shadow
SHIFTER	Shimano Deore, SL-M4100, 1x10-speed, rapidfire plus-shifter
FREEWHEEL	Shimano Deore, CS-M4100, 11-42t
CHAIN	KMC e10S
CRANKSET	FSA CK-200, 38t
BOTTOM BRACKET	Bosch, Isis
BRAKE	Shimano BR-MT200, hydraulic disc brake, SM-RT10 rotor: 180/160 mm

BRAKELEVERS	Shimano BL-MT200, hydraulic disc brake
RIMS	BGM Pro X17, disc, eyelets
FRONT HUB	Shimano, centerlock, disc, quick release
REAR HUB	Shimano FH-MT200-B, centerlock, disc, quick release
SPOKES	stainless, silver
TYRES	Schwalbe Energizer Plus, reflective stripe, 50-622
TUBES	Schwalbe SV19B Light
HEADSET	FSA NO.57SC-1, A-Headset, semi-integrated, tapered
HANDLEBAR	BGM Pro, riserbar, backsweep: 40°, rise: 40 mm
STEM	BGM Pro, adjustable, 17°-25°
GRIPS	BGM Comfort, Ergo, double density, clamp version

MOTOR	Bosch Drive Unit Performance Line Cruise, Gen. 3, 250 W, 36 V, max. 25 km/h
BATTERY	Bosch 36 V Li Ion, 625 Wh, PowerTube
DISPLAY	Bosch Purion
ASSISTANCE MODES	Eco (+55%), Tour (+120%), eMTB (+120 - 300%), Turbo (+300%), Walk Assist (-5 km/h)

SADDLE	Selle Royal Essenza Plus, lady
SEATPOST	BGM Pro
FENDER	Curana Apollo, with stainless stays
CARRIER	Racktime / BGM Trekking Pro, integrated fender mount
CHAINCASECOVER	SKS Chainbow
HEADLIGHT	B&M Upp, 30 Lux, LED, E-Bike Version
REARLIGHT	B&M Toplight 2 C, LED
KICKSTAND	Atran
PEDALS	Trekking alloy
SYSTEM WEIGHT	Bike, rider and luggage max. 140 kg

E-TREKKING E-HORIZON TOUR 500 GENT

SKU: 281008



COLOUR

chrome/black (shiny/matt)

E-Trekking all-rounder, now with maximum integration of the Bosch PowerTube battery, even at entry level.

 **LONG RANGE OPTION**


FRAMESIZES	48/52/56/60 cm
COLOUR	chrome/black (shiny/matt)
FRAME	28", ultra lite AL-6061 tubing, PowerTube battery
FORK	Suntour NEX E25, 63 mm
REAR DERAILLEUR	Shimano RD-M3100, Shadow
SHIFTER	Shimano SL-M3100, 1x9-speed, rapidfire plus-shifter
FREEWHEEL	Shimano CS-HG201-9, 11-36t
CHAIN	KMC e9S
CRANKSET	FSA CK-200, 38t
BOTTOM BRACKET	Bosch, Isis
BRAKE	Shimano BR-MT200, hydraulic disc brake, SM-RT10 rotor: 180/160 mm

BRAKELEVERS	Shimano BL-MT200, hydraulic disc brake
RIMS	Ryde Rival 23 disc, eyelets
FRONT HUB	Shimano, centerlock, disc, quick release
REAR HUB	Shimano, centerlock, disc, quick release
SPOKES	Sapim Leader
TYRES	Schwalbe Energizer Active Plus, reflective stripe, 47-622
TUBES	Schwalbe SV19B Light
HEADSET	FSA NO.57SC-1, A-Headset, semi-integrated, tapered
HANDLEBAR	BGM Pro, riserbar, backsweep: 15°, rise: 5 mm
STEM	BGM Pro, adjustable, 17°-25°
GRIPS	BGM Comfort, Ergo, double density, clamp version

MOTOR	Bosch Drive Unit Active Line Plus, Gen. 3, 250 W, 36 V, max. 25 km/h
BATTERY	Bosch 36 V Li Ion, 500 Wh, PowerTube
DISPLAY	Bosch Purion
ASSISTANCE MODES	Eco (+55%), Tour (+120%), eMTB (+120 - 300%), Turbo (+300%), Walk Assist (-5 km/h)
SADDLE	Selle Royal Essenza Plus, gent
SEATPOST	BGM Pro
FENDER	SKS, with stainless stays
CARRIER	Racktime / BGM Trekking Pro, integrated fender mount
CHAINCASECOVER	SKS Chainbooster
HEADLIGHT	Herrmans H-Black MR4, LED, E-Bike Version
REARLIGHT	Herrmans H-Trace E, LED
KICKSTAND	Atran
PEDALS	Trekking alloy
SYSTEM WEIGHT	Bike, rider and luggage max. 140 kg

E-TREKKING E-HORIZON TOUR 500 AMSTERDAM

SKU: 281009



COLOUR

chrome/black (shiny/matt)

Symbiosis of sporty E-Trekking Bike and comfortable low step-through bicycle, now with maximum integration of Bosch PowerTube battery, even at entry level.

FRAMESIZES	44/48/52/56 cm
COLOUR	chrome/black (shiny/matt)
FRAME	28", ultra lite AL-6061 tubing, PowerTube battery
FORK	Suntour NEX E25, 63 mm
REAR DERAILLEUR	Shimano RD-M3100, Shadow
SHIFTER	Shimano SL-M3100, 1x9-speed, rapidfire plus-shifter
FREEWHEEL	Shimano CS-HG201-9, 11-36t
CHAIN	KMC e9S
CRANKSET	FSA CK-200, 38t
BOTTOM BRACKET	Bosch, Isis
BRAKE	Shimano BR-MT200, hydraulic disc brake, SM-RT10 rotor: 180/160 mm

BRAKELEVERS	Shimano BL-MT200, hydraulic disc brake
RIMS	Ryde Rival 23 disc, eyelets
FRONT HUB	Shimano, centerlock, disc, quick release
REAR HUB	Shimano, centerlock, disc, quick release
SPOKES	Sapim Leader
TYRES	Schwalbe Energizer Active Plus, reflective stripe, 47-622
TUBES	Schwalbe SV19B Light
HEADSET	FSA NO.57SC-1, A-Headset, semi-integrated, tapered
HANDLEBAR	BGM Pro, riserbar, backsweep: 15°, rise: 5 mm
STEM	BGM Pro, adjustable, 17°-25°
GRIPS	BGM Comfort, Ergo, double density, clamp version


MOTOR	Bosch Drive Unit Active Line Plus, Gen. 3, 250 W, 36 V, max. 25 km/h
BATTERY	Bosch 36 V Li Ion, 500 Wh, PowerTube
DISPLAY	Bosch Purion
ASSISTANCE MODES	Eco (+55%), Tour (+120%), eMTB (+120 - 300%), Turbo (+300%), Walk Assist (-5 km/h)

SADDLE	Selle Royal Essenza Plus, lady
SEATPOST	BGM Pro
FENDER	SKS, with stainless stays
CARRIER	Racktime / BGM Trekking Pro, integrated fender mount
CHAINCASECOVER	SKS Chainbooster
HEADLIGHT	Herrmans H-Black MR4, LED, E-Bike Version
REARLIGHT	Herrmans H-Trace E, LED
KICKSTAND	Atran
PEDALS	Trekking alloy
SYSTEM WEIGHT	Bike, rider and luggage max. 140 kg

E-TREKKING E-HORIZON TOUR 500 WAVE

SKU: 281010

NEW



COLOUR

anthracite/black/silver (matt/shiny)

E-Trekking all-rounder with a newly developed low step-through Wave frame in Monotube Concept construction, with perfect ergonomics and outstanding riding characteristics. Now with maximum integration of the Bosch PowerTube battery, even at entry-level.

FRAMESIZES	44/48/52/56 cm
COLOUR	anthracite/black/silver (matt/shiny)
FRAME	28", lite AL-6061 tubing, PowerTube battery
FORK	Suntour NEX E25, 63 mm
REAR DERAILLEUR	Shimano RD-M3100, Shadow
SHIFTER	Shimano SL-M3100, 1x9-speed, rapidfire plus-shifter
FREEWHEEL	Shimano CS-HG201-9, 11-36t
CHAIN	KMC e9S
CRANKSET	FSA CK-200, 38t
BOTTOM BRACKET	Bosch, Isis
BRAKE	Shimano BR-MT200, hydraulic disc brake, SM-RT10 rotor: 180/160 mm

BRAKELEVERS	Shimano BL-MT200, hydraulic disc brake
RIMS	BGM Pro X17, disc, eyelets
FRONT HUB	Shimano, centerlock, disc, quick release
REAR HUB	Shimano, centerlock, disc, quick release
SPOKES	stainless, silver
TYRES	Schwalbe Energizer Plus, reflective stripe, 50-622
TUBES	Schwalbe SV19B Light
HEADSET	FSA NO.57SC-1, A-Headset, semi-integrated, tapered
HANDLEBAR	BGM Pro, riserbar, backsweep: 40°, rise: 40 mm
STEM	BGM Pro, adjustable, 17°-25°
GRIPS	BGM Comfort, Ergo, double density, clamp version


MOTOR	Bosch Drive Unit Active Line Plus, Gen. 3, 250 W, 36 V, max. 25 km/h
BATTERY	Bosch 36 V Li Ion, 500 Wh, PowerTube
DISPLAY	Bosch Purion
ASSISTANCE MODES	Eco (+55%), Tour (+120%), eMTB (+120 - 300%), Turbo (+300%), Walk Assist (-5 km/h)

SADDLE	Selle Royal Essenza Plus, lady
SEATPOST	BGM Pro
FENDER	Curana Apollo, with stainless stays
CARRIER	Racktime / BGM Trekking Pro, integrated fender mount
CHAINCASECOVER	SKS Chainbooster
HEADLIGHT	Herrmans H-Black MR4, LED, E-Bike Version
REARLIGHT	Herrmans H-Trace E, LED
KICKSTAND	Atran
PEDALS	Trekking alloy
SYSTEM WEIGHT	Bike, rider and luggage max. 140 kg

E-TREKKING E-HORIZON TOUR 400 WAVE

SKU: 281011

NEW



COLOUR

aubergine/black/creme (shiny)

E-Trekking all-rounder with a newly developed low step-through Wave frame in Monotube Concept construction, with perfect ergonomics and outstanding riding characteristics. Now with maximum integration of the Bosch PowerTube battery, even at entry-level.

FRAMESIZES	44/48/52/56 cm
COLOUR	aubergine/black/creme (shiny)
FRAME	28", lite AL-6061 tubing, PowerTube battery
FORK	Suntour NEX E25, 63 mm
REAR DERAILLEUR	Shimano RD-M3100, Shadow
SHIFTER	Shimano SL-M3100, 1x9-speed, rapidfire plus-shifter
FREEWHEEL	Shimano CS-HG201-9, 11-36t
CHAIN	KMC e9S
CRANKSET	FSA CK-200, 38t
BOTTOM BRACKET	Bosch, Isis
BRAKE	Shimano BR-MT200, hydraulic disc brake, SM-RT10 rotor: 180/160 mm

BRAKELEVERS	Shimano BL-MT200, hydraulic disc brake
RIMS	BGM Pro X17, disc, eyelets
FRONT HUB	Shimano, centerlock, disc, quick release
REAR HUB	Shimano, centerlock, disc, quick release
SPOKES	stainless, silver
TYRES	Schwalbe Energizer Plus, reflective stripe, 50-622
TUBES	Schwalbe SV19B Light
HEADSET	FSA NO.57SC-1, A-Headset, semi-integrated, tapered
HANDLEBAR	BGM Pro, riserbar, backsweep: 40°, rise: 40 mm
STEM	BGM Pro, adjustable, 17°-25°
GRIPS	BGM Comfort, Ergo, double density, clamp version

MOTOR	Bosch Drive Unit Active Line Plus, Gen. 3, 250 W, 36 V, max. 25 km/h
BATTERY	Bosch 36 V Li Ion, 400 Wh, PowerTube
DISPLAY	Bosch Purion
ASSISTANCE MODES	Eco (+55%), Tour (+120%), eMTB (+120 - 300%), Turbo (+300%), Walk Assist (-5 km/h)
SADDLE	Selle Royal Essenza Plus, lady
SEATPOST	BGM Pro
FENDER	Curana Apollo, with stainless stays
CARRIER	Racktime / BGM Trekking Pro, integrated fender mount
CHAINCASECOVER	SKS Chainbooster
HEADLIGHT	Herrmans H-Black MR4, LED, E-Bike Version
REARLIGHT	Herrmans H-Trace E, LED
KICKSTAND	Atran
PEDALS	Trekking alloy
SYSTEM WEIGHT	Bike, rider and luggage max. 140 kg

E-TREKKING E-HORIZON N5E FH 500 WAVE BELT

SKU: 281012

NEW



COLOUR

anthracite/black/silver (matt/shiny)

Reliable E-Trekking all-rounder with a newly developed low step-through Wave frame in Monotube Concept construction, with perfect ergonomics, outstanding riding characteristics and modern Bosch PowerTube battery integration. E-bike specific Shimano N5e 5-speed hub gears with low-maintenance belt drive for maximum deployment and outstanding shifting comfort.

FRAMESIZES	44/48/52/56 cm
COLOUR	anthracite/black/silver (matt/shiny)
FRAME	28", lite AL-6061 tubing, PowerTube battery
FORK	Suntour NCX D LO, 63 mm, lockout
SHIFTER	Shimano Nexus, SL-C7000, 5-speed, revo-shifter
FREEWHEEL	Gates CDX, 32T
CHAIN	Gates CDX Carbon Drive Belt, Center-Track
CRANKSET	FSA CK-200, belt, 46t
BOTTOM BRACKET	Bosch, Isis
BRAKE	Shimano BR-MT200, hydraulic disc brake, SM-RT10 rotor: 180/160 mm

BRAKELEVERS	Shimano BL-MT200, hydraulic disc brake
RIMS	BGM Pro X17, disc, eyelets
FRONT HUB	Shimano, centerlock, disc, quick release
REAR HUB	Shimano Nexus, SG-C7000-5, freehub, centerlock, disc
SPOKES	stainless, silver
TYRES	Schwalbe Energizer Plus, reflective stripe, 47-622
TUBES	Schwalbe SV19B Light
HEADSET	FSA NO.57SC-1, A-Headset, semi-integrated, tapered
HANDLEBAR	BGM Pro, riserbar, backsweep: 40°, rise: 40 mm
STEM	BGM Pro, adjustable, 17°-25°


MOTOR	Bosch Drive Unit Performance Line Cruise, Gen. 3, 250 W, 36 V, max. 25 km/h
BATTERY	Bosch 36 V Li Ion, 500 Wh, PowerTube
DISPLAY	Bosch Purion
ASSISTANCE MODES	Eco (+55%), Tour (+120%), eMTB (+120 - 300%), Turbo (+300%), Walk Assist (-5 km/h)

GRIPS	BGM Comfort, Ergo, double density, clamp version
SADDLE	Selle Royal Essenza Plus, lady
SEATPOST	BGM Pro
FENDER	Curana Apollo, with stainless stays
CARRIER	Racktime / BGM Trekking Pro, integrated fender mount
HEADLIGHT	B&M Upp, 30 Lux, LED, E-Bike Version
REARLIGHT	B&M Toplight 2 C, LED
KICKSTAND	Atran
PEDALS	Trekking alloy
SYSTEM WEIGHT	Bike, rider and luggage max. 140 kg

E-TREKKING E-HORIZON N5E FH 500 GENT

SKU: 281013

NEW



COLOUR

dark petrol/black (matt)

Reliable E-Trekking all-rounder with modern Bosch PowerTube battery integration and E-bike-specific, low-maintenance Shimano N5e 5-speed hub gears with maximum deployment and outstanding shifting comfort.

 **LONG RANGE OPTION**

FRAMESIZES	48/52/56/60 cm
COLOUR	dark petrol/black (matt)
FRAME	28", ultra lite AL-6061 tubing, PowerTube battery
FORK	Suntour NCX D LO, 63 mm, lockout
SHIFTER	Shimano Nexus, SL-C7000, 5-speed, revo-shifter
FREEWHEEL	Shimano CS-C7000, 27t
CHAIN	KMC Z1eHX Wide EPT
CRANKSET	FSA CK-200, 38t
BOTTOM BRACKET	Bosch, Isis
BRAKE	Shimano BR-MT200, hydraulic disc brake, SM-RT10 rotor: 180/160 mm
BRAKELEVERS	Shimano BL-MT200, hydraulic disc brake

RIMS	Ryde Rival 23 disc, eyelets
FRONT HUB	Shimano, centerlock, disc, quick release
REAR HUB	Shimano Nexus, SG-C7000-5, freehub, centerlock, disc
SPOKES	Sapim Leader
TYRES	Schwalbe Energizer Active Plus, reflective stripe, 47-622
TUBES	Schwalbe SV19B Light
HEADSET	FSA NO.57SC-1, A-Headset, semi-integrated, tapered
HANDLEBAR	BGM Pro, riserbar, backsweep: 15°, rise: 5 mm
STEM	BGM Pro, adjustable, 17°-25°
GRIPS	BGM Comfort, Ergo, double density, clamp version
SADDLE	Selle Royal Essenza Plus, gent

MOTOR	Bosch Drive Unit Performance Line Cruise, Gen. 3, 250 W, 36 V, max. 25 km/h
BATTERY	Bosch 36 V Li Ion, 500 Wh, PowerTube
DISPLAY	Bosch Purion
ASSISTANCE MODES	Eco (+55%), Tour (+120%), eMTB (+120 - 300%), Turbo (+300%), Walk Assist (-5 km/h)
SEATPOST	BGM Pro
FENDER	SKS, with stainless stays
CARRIER	Racktime / BGM Trekking Pro, integrated fender mount
CHAINCASECOVER	SKS Chainbooster
HEADLIGHT	B&M Dopp, 30 Lux, LED, E-Bike Version
REARLIGHT	B&M Toplight 2 C, LED
KICKSTAND	Atran
PEDALS	Trekking alloy
SYSTEM WEIGHT	Bike, rider and luggage max. 140 kg

E-TREKKING E-HORIZON N5E FH 500 AMSTERDAM

SKU: 281014

NEW



COLOUR

dark petrol/black (matt)

Symbiosis of reliable E-Trekking bike and comfortable low step-through design, with modern Bosch PowerTube battery integration and E-bike-specific, low-maintenance Shimano N5e 5-speed hub gears with maximum deployment and outstanding shifting comfort.

FRAMESIZES	44/48/52/56 cm
COLOUR	dark petrol/black (matt)
FRAME	28", ultra lite AL-6061 tubing, PowerTube battery
FORK	Suntour NCX D LO, 63 mm, lockout
SHIFTER	Shimano Nexus, SL-C7000, 5-speed, revo-shifter
FREEWHEEL	Shimano CS-C7000, 27t
CHAIN	KMC Z1eHX Wide EPT
CRANKSET	FSA CK-200, 38t
BOTTOM BRACKET	Bosch, Isis
BRAKE	Shimano BR-MT200, hydraulic disc brake, SM-RT10 rotor: 180/160 mm
BRAKELEVERS	Shimano BL-MT200, hydraulic disc brake

RIMS	Ryde Rival 23 disc, eyelets
FRONT HUB	Shimano, centerlock, disc, quick release
REAR HUB	Shimano Nexus, SG-C7000-5, freehub, centerlock, disc
SPOKES	Sapim Leader
TYRES	Schwalbe Energizer Active Plus, reflective stripe, 47-622
TUBES	Schwalbe SV19B Light
HEADSET	FSA NO.57SC-1, A-Headset, semi-integrated, tapered
HANDLEBAR	BGM Pro, riserbar, backsweep: 15°, rise: 5 mm
STEM	BGM Pro, adjustable, 17°-25°
GRIPS	BGM Comfort, Ergo, double density, clamp version
SADDLE	Selle Royal Essenza Plus, lady

MOTOR	Bosch Drive Unit Performance Line Cruise, Gen. 3, 250 W, 36 V, max. 25 km/h
BATTERY	Bosch 36 V Li Ion, 500 Wh, PowerTube
DISPLAY	Bosch Purion
ASSISTANCE MODES	Eco (+55%), Tour (+120%), eMTB (+120 - 300%), Turbo (+300%), Walk Assist (-5 km/h)

SEATPOST	BGM Pro
FENDER	SKS, with stainless stays
CARRIER	Racktime / BGM Trekking Pro, integrated fender mount
CHAINCASECOVER	SKS Chainbooster
HEADLIGHT	B&M Dopp, 30 Lux, LED, E-Bike Version
REARLIGHT	B&M Toplight 2 C, LED
KICKSTAND	Atran
PEDALS	Trekking alloy
SYSTEM WEIGHT	Bike, rider and luggage max. 140 kg

E-TREKKING E-HORIZON N5E FH 500 WAVE

SKU: 281015

NEW



COLOUR

dark petrol/black (matt)

Reliable E-Trekking all-rounder with a newly developed low step-through Wave frame in Monotube Concept construction, with perfect ergonomics, outstanding riding characteristics and modern Bosch PowerTube battery integration. E-bike specific Shimano N5e 5-speed hub gears with maximum development and outstanding shifting comfort.

FRAMESIZES	44/48/52/56 cm
COLOUR	dark petrol/black (matt)
FRAME	28", lite AL-6061 tubing, PowerTube battery
FORK	Suntour NCX D LO, 63 mm, lockout
SHIFTER	Shimano Nexus, SL-C7000, 5-speed, revo-shifter
FREEWHEEL	Shimano, 20t
CHAIN	KMC Z1eHX Wide EPT
CRANKSET	FSA CK-200, 38t
BOTTOM BRACKET	Bosch, Isis
BRAKE	Shimano BR-MT200, hydraulic disc brake, SM-RT10 rotor: 180/160 mm
BRAKELEVERS	Shimano BL-MT200, hydraulic disc brake

RIMS	BGM Pro X17, disc, eyelets
FRONT HUB	Shimano, centerlock, disc, quick release
REAR HUB	Shimano Nexus, SG-C7000-5, freehub, centerlock, disc
SPOKES	stainless, silver
TYRES	Schwalbe Energizer Plus, reflective stripe, 47-622
TUBES	Schwalbe SV19B Light
HEADSET	FSA NO.57SC-1, A-Headset, semi-integrated, tapered
HANDLEBAR	BGM Pro, riserbar, backsweep: 40°, rise: 40 mm
STEM	BGM Pro, adjustable, 17°-25°
GRIPS	BGM Comfort, Ergo, double density, clamp version
SADDLE	Selle Royal Essenza Plus, lady

MOTOR	Bosch Drive Unit Performance Line Cruise, Gen. 3, 250 W, 36 V, max. 25 km/h
BATTERY	Bosch 36 V Li Ion, 500 Wh, PowerTube
DISPLAY	Bosch Purion
ASSISTANCE MODES	Eco (+55%), Tour (+120%), eMTB (+120 - 300%), Turbo (+300%), Walk Assist (-5 km/h)

SEATPOST	BGM Pro
FENDER	Curana Apollo, with stainless stays
CARRIER	Racktime / BGM Trekking Pro, integrated fender mount
CHAINCASECOVER	SKS Chainbow
HEADLIGHT	B&M Upp, 30 Lux, LED, E-Bike Version
REARLIGHT	B&M Toplight 2 C, LED
KICKSTAND	Atran
PEDALS	Trekking alloy
SYSTEM WEIGHT	Bike, rider and luggage max. 140 kg

E-TREKKING E-HORIZON N8 GB 500 GENT

SKU: 281016



COLOUR

black gold dust/gold (shiny/matt)

Reliable E-Trekking all-rounder, with maximum integration level: Equipped with modern Bosch PowerTube battery and low-maintenance 8-speed hub gears.

FRAMESIZES	48/52/56/60 cm
COLOUR	black gold dust/gold (shiny/matt)
FRAME	28", ultra lite AL-6061 tubing, PowerTube battery
FORK	Suntour NEX E25, 63 mm
SHIFTER	Shimano Nexus, SL-C6000, 8-speed, revo-shifter
FREEWHEEL	Shimano, 20t
CHAIN	KMC Z1eHX Wide EPT
CRANKSET	FSA CK-200, 38t
BOTTOM BRACKET	Bosch, Isis
BRAKE	Shimano BR-MT200, hydraulic disc brake, SM-RT10/SM-RT60C rotor: 180/160 mm

BRAKELEVERS	Shimano BL-MT200, hydraulic disc brake
RIMS	Ryde Rival 23 disc, eyelets
FRONT HUB	Shimano, centerlock, disc, quick release
REAR HUB	Shimano Nexus, SG-C6001-8, coasterbrake, 5-bolt, disc
SPOKES	Sapim Leader
TYRES	Schwalbe Energizer Active Plus, reflective stripe, 47-622
TUBES	Schwalbe SV19B Light
HEADSET	FSA NO.57SC-1, A-Headset, semi-integrated, tapered
HANDLEBAR	BGM Pro, riserbar, backsweep: 15°, rise: 5 mm
STEM	BGM Pro, adjustable, 17°-25°
GRIPS	BGM Comfort, Ergo, double density, clamp version

MOTOR	Bosch Drive Unit Active Line Plus, Gen. 3, 250 W, 36 V, max. 25 km/h
BATTERY	Bosch 36 V Li Ion, 500 Wh, PowerTube
DISPLAY	Bosch Purion
ASSISTANCE MODES	Eco (+40%), Tour (+100%), Sport (+150%), Turbo (+250%), Walk Assist (-5 km/h)

SADDLE	Selle Royal Essenza Plus, gent
SEATPOST	BGM Pro
FENDER	SKS, with stainless stays
CARRIER	Racktime / BGM Trekking Pro, integrated fender mount
CHAINCASECOVER	SKS Chainbooster
HEADLIGHT	Herrmans H-Black MR4, LED, E-Bike Version
REARLIGHT	Herrmans H-Trace E, LED
KICKSTAND	Atran
PEDALS	Trekking alloy
SYSTEM WEIGHT	Bike, rider and luggage max. 140 kg

E-TREKKING E-HORIZON N8 GB 500 AMSTERDAM

SKU: 281017



COLOUR

black gold dust/gold (shiny/matt)

Symbiosis of reliable E-Trekking Bike and comfortable low step-through bicycle, now with maximum integration: Equipped with modern Bosch PowerTube battery and low-maintenance 8-speed hub gears.

FRAMESIZES	44/48/52/56 cm
COLOUR	black gold dust/gold (shiny/matt)
FRAME	28", ultra lite AL-6061 tubing, PowerTube battery
FORK	Suntour NEX E25, 63 mm
SHIFTER	Shimano Nexus, SL-C6000, 8-speed, revo-shifter
FREEWHEEL	Shimano, 20t
CHAIN	KMC Z1eHX Wide EPT
CRANKSET	FSA CK-200, 38t
BOTTOM BRACKET	Bosch, Isis
BRAKE	Shimano BR-MT200, hydraulic disc brake, SM-RT10/SM-RT60C rotor: 180/160 mm

BRAKELEVERS	Shimano BL-MT200, hydraulic disc brake
RIMS	Ryde Rival 23 disc, eyelets
FRONT HUB	Shimano, centerlock, disc, quick release
REAR HUB	Shimano Nexus, SG-C6001-8, coasterbrake, 5-bolt, disc
SPOKES	Sapim Leader
TYRES	Schwalbe Energizer Active Plus, reflective stripe, 47-622
TUBES	Schwalbe SV19B Light
HEADSET	FSA NO.57SC-1, A-Headset, semi-integrated, tapered
HANDLEBAR	BGM Pro, riserbar, backsweep: 15°, rise: 5 mm
STEM	BGM Pro, adjustable, 17°-25°
GRIPS	BGM Comfort, Ergo, double density, clamp version

MOTOR	Bosch Drive Unit Active Line Plus, Gen. 3, 250 W, 36 V, max. 25 km/h
BATTERY	Bosch 36 V Li Ion, 500 Wh, PowerTube
DISPLAY	Bosch Purion
ASSISTANCE MODES	Eco (+40%), Tour (+100%), Sport (+150%), Turbo (+250%), Walk Assist (-5 km/h)

SADDLE	Selle Royal Essenza Plus, lady
SEATPOST	BGM Pro
FENDER	SKS, with stainless stays
CARRIER	Racktime / BGM Trekking Pro, integrated fender mount
CHAINCASECOVER	SKS Chainbooster
HEADLIGHT	Herrmans H-Black MR4, LED, E-Bike Version
REARLIGHT	Herrmans H-Trace E, LED
KICKSTAND	Atran
PEDALS	Trekking alloy
SYSTEM WEIGHT	Bike, rider and luggage max. 140 kg

E-TREKKING E-HORIZON N8 GB 500 WAVE

SKU: 281018

NEW



COLOUR

white/black/gold (shiny)

Reliable E-Trekking all-rounder with a newly developed low step-through Wave frame in Monotube Concept construction, with perfect ergonomics, outstanding riding characteristics and maximum integration level. Equipped with modern Bosch PowerTube battery and low-maintenance 8-speed hub gears.

FRAMESIZES	44/48/52/56 cm
COLOUR	white/black/gold (shiny)
FRAME	28", lite AL-6061 tubing, PowerTube battery
FORK	Suntour NEX E25, 63 mm
SHIFTER	Shimano Nexus, SL-C6000, 8-speed, revo-shifter
FREEWHEEL	Shimano, 20t
CHAIN	KMC Z1eHX Wide EPT
CRANKSET	FSA CK-200, 38t
BOTTOM BRACKET	Bosch, Isis
BRAKE	Shimano BR-MT200, hydraulic disc brake, SM-RT10/SM-RT60C rotor: 180/160 mm

BRAKELEVERS	Shimano BL-MT200, hydraulic disc brake
RIMS	BGM Pro X17, disc, eyelets
FRONT HUB	Shimano, centerlock, disc, quick release
REAR HUB	Shimano Nexus, SG-C6001-8, coasterbrake, 5-bolt, disc
SPOKES	stainless, silver
TYRES	Schwalbe Energizer Plus, reflective stripe, 50-622
TUBES	Schwalbe SV19B Light
HEADSET	FSA NO.57SC-1, A-Headset, semi-integrated, tapered
HANDLEBAR	BGM Pro, riserbar, backsweep: 40°, rise: 40 mm
STEM	BGM Pro, adjustable, 17°-25°
GRIPS	BGM Comfort, Ergo, double density, clamp version

MOTOR	Bosch Drive Unit Active Line Plus, Gen. 3, 250 W, 36 V, max. 25 km/h
BATTERY	Bosch 36 V Li Ion, 500 Wh, PowerTube
DISPLAY	Bosch Purion
ASSISTANCE MODES	Eco (+40%), Tour (+100%), Sport (+150%), Turbo (+250%), Walk Assist (-5 km/h)

SADDLE	Selle Royal Essenza Plus, lady
SEATPOST	BGM Pro
FENDER	Curana Apollo, with stainless stays
CARRIER	Racktime / BGM Trekking Pro, integrated fender mount
CHAINCASECOVER	SKS Chainbow
HEADLIGHT	Herrmans H-Black MR4, LED, E-Bike Version
REARLIGHT	Herrmans H-Trace E, LED
KICKSTAND	Atran
PEDALS	Trekking alloy
SYSTEM WEIGHT	Bike, rider and luggage max. 140 kg

E-TREKKING E-HORIZON N8 GB 400 WAVE

SKU: 281019

NEW



COLOUR

white/black/gold (shiny)

Reliable E-Trekking all-rounder with a newly developed Wave frame in Monotube Concept construction, with perfect ergonomics, outstanding riding characteristics and highest integration level in this price class. Equipped with modern Bosch PowerTube battery and low-maintenance 8-speed hub gears.

FRAMESIZES	44/48/52/56 cm
COLOUR	white/black/gold (shiny)
FRAME	28", lite AL-6061 tubing, PowerTube battery
FORK	Suntour NEX E25, 63 mm
SHIFTER	Shimano Nexus, SL-C6000, 8-speed, revo-shifter
FREEWHEEL	Shimano, 20t
CHAIN	KMC Z1eHX Wide EPT
CRANKSET	FSA CK-200, 38t
BOTTOM BRACKET	Bosch, Isis
BRAKE	Shimano BR-MT200, hydraulic disc brake, SM-RT10/SM-RT60C rotor: 180/160 mm

BRAKELEVERS	Shimano BL-MT200, hydraulic disc brake
RIMS	BGM Pro X17, disc, eyelets
FRONT HUB	Shimano, centerlock, disc, quick release
REAR HUB	Shimano Nexus, SG-C6001-8, coasterbrake, 5-bolt, disc
SPOKES	stainless, silver
TYRES	Schwalbe Energizer Plus, reflective stripe, 50-622
TUBES	Schwalbe SV19B Light
HEADSET	FSA NO.57SC-1, A-Headset, semi-integrated, tapered
HANDLEBAR	BGM Pro, riserbar, backsweep: 40°, rise: 40 mm
STEM	BGM Pro, adjustable, 17°-25°
GRIPS	BGM Comfort, Ergo, double density, clamp version

MOTOR	Bosch Drive Unit Active Line Plus, Gen. 3, 250 W, 36 V, max. 25 km/h
BATTERY	Bosch 36 V Li Ion, 400 Wh, PowerTube
DISPLAY	Bosch Purion
ASSISTANCE MODES	Eco (+40%), Tour (+100%), Sport (+150%), Turbo (+250%), Walk Assist (-5 km/h)

SADDLE	Selle Royal Essenza Plus, lady
SEATPOST	BGM Pro
FENDER	Curana Apollo, with stainless stays
CARRIER	Racktime / BGM Trekking Pro, integrated fender mount
CHAINCASECOVER	SKS Chainbow
HEADLIGHT	Herrmans H-Black MR4, LED, E-Bike Version
REARLIGHT	Herrmans H-Trace E, LED
KICKSTAND	Atran
PEDALS	Trekking alloy
SYSTEM WEIGHT	Bike, rider and luggage max. 140 kg

E-PERFORMANCE



E-PERFORMANCE E-GRANDURANCE RD EXPERT

SKU: 281020



COLOUR

dark petrol/gold (matt)

Commuter, Tourer and Explorer with Fazua drive. With 60 Nm torque and 252 Wh battery capacity, the E-Grandurance RD has virtually no limits.

FRAMESIZES	49/53/55/57/61 cm
COLOUR	dark petrol/gold (matt)
FRAME	28", super lite AL-6061 tubing, integrated Fazua battery
FORK	Grandurance Alloy, 12x100 mm axle, fender mount
REAR DERAILLEUR	Shimano GRX, RD-RX812, Shadow Plus
SHIFTER	Shimano GRX, ST-RX600, 1x11-speed, road STI-shifter
FREEWHEEL	Shimano SLX, CS-M7000, 11-42t
CHAIN	KMC X11
CRANKSET	FSA CK-746, 42t
BOTTOM BRACKET	Fazua

BRAKE	Shimano GRX, BR-RX400, hydraulic disc brake, SM-RT64 rotor: 160/160 mm
BRAKELEVERS	Shimano GRX, ST-RX600 / BL-RX600
RIMS	BGM Allroad, disc, 28h
FRONT HUB	BGM Allroad, centerlock, disc, 12x100 mm axle
REAR HUB	BGM Allroad, centerlock, disc, 12x142 mm axle
SPOKES	Sapim Leader
TYRES	Schwalbe G-One Allround, Raceguard, 35-622
TUBES	Schwalbe SV19B Light
HEADSET	BGM F13-E, A-Headset, semi-integrated, tapered
HANDLEBAR	Syncros Creston 2.0, flare: 10°

MOTOR	Fazua Evation 1.0, 250 W, 36 V, max. 25 km/h
BATTERY	Fazua 36 V Li Ion, 252 Wh
DISPLAY	Fazua, integrated in top tube
ASSISTANCE MODES	White (+0%), Green (+45%), Blue (+75%), Pink (+100%)

STEM	Syncros RR2.5, +/- 6°
GRIPS	BGM Race Grip-Tape, antislip
SADDLE	Syncros FL2.5
SEATPOST	Syncros RR2.5
FENDER	Racktime Wingee
CARRIER	Racktime Grandurance carrier
HEADLIGHT	B&M IQ-XS, 70 Lux, LED, E-Bike Version
REARLIGHT	Hermans H-Trace Mini, LED
PEDALS	none
SYSTEM WEIGHT	Bike, rider and luggage max. 130 kg

E-PERFORMANCE E-GRANDURANCE ELITE

SKU: 281021



COLOUR

midnight blue/chrome (shiny)

Multi-functional all-road machine with Fazua drive. 60 Nm torque and 252 Wh battery capacity push the limits on all planned routes.

FRAMESIZES	49/53/55/57/61 cm
COLOUR	midnight blue/chrome (shiny)
FRAME	28", super lite AL-6061 tubing, integrated Fazua battery
FORK	Grandurance Carbon II, Carbon steerer, 12x100 mm axle, fender mount
REAR DERAILLEUR	Shimano GRX, RD-RX812, Shadow Plus
SHIFTER	Shimano GRX, ST-RX600, 1x11-speed, road STI-shifter
FREEWHEEL	Shimano SLX, CS-M7000, 11-42t
CHAIN	KMC X11
CRANKSET	FSA CK-746, 42t


BOTTOM BRACKET	Fazua
BRAKE	Shimano GRX, BR-RX400, hydraulic disc brake, SM-RT64 rotor: 160/160 mm
BRAKELEVERS	Shimano GRX, ST-RX600 / BL-RX600
RIMS	Syncros RP 2.0 Disc
FRONT HUB	Syncros RP 2.0 Disc , centerlock, disc, 12x100 mm axle
REAR HUB	Syncros RP 2.0 Disc , centerlock, disc, 12x142 mm axle
SPOKES	stainless, black
TYRES	Schwalbe G-One Allround, Raceguard, 35-622

MOTOR	Fazua Evation 1.0, 250 W, 36 V, max. 25 km/h
BATTERY	Fazua 36 V Li Ion, 252 Wh
DISPLAY	Fazua, integrated in top tube
ASSISTANCE MODES	White (+0%), Green (+45%), Blue (+75%), Pink (+100%)

TUBES	Schwalbe SV19B Light
HEADSET	BGM F13-E, A-Headset, semi-integrated, tapered
HANDLEBAR	Syncros Creston 2.0, flare: 10°
STEM	Syncros RR2.5, +/- 6°
GRIPS	BGM Race Grip-Tape, antislip
SADDLE	Syncros FL2.5
SEATPOST	Syncros RR2.5
PEDALS	none
SYSTEM WEIGHT	Bike, rider and luggage max. 130 kg

E-PERFORMANCE E-CONTRAIL EXPERT

SKU: 281022



COLOUR

petrol/black/gold (shiny/matt)

One for all-mountain: E-MTB Fully all-rounder with powerful latest generation Bosch Drive Unit and maximum Bosch 625 Wh PowerTube battery integration.

FRAMESIZES	S/M/L/XL
COLOUR	petrol/black/gold (shiny/matt)
FRAME	29", ultra lite AL-6061 tubing, PowerTube battery, 130 mm rear travel
FORK	Marzocchi Z2, 130 mm, 15x110 mm axle
DAMPER	RockShox Deluxe Select, rebound
REAR DERAILLEUR	Shimano Deore XT, RD-M8100, Shadow Plus
SHIFTER	Shimano Deore, SL-M6100, 1x12-speed, rapidfire plus-shifter
FREEWHEEL	Shimano Deore, CS-M6100, 10-51t
CHAIN	KMC e12S

CRANKSET	e*thirteen e*spec Plus, E SPEC BASE DM 34t , GEN4 BLK, 165 mm
BOTTOM BRACKET	Bosch, Isis
BRAKE	Shimano BR-MT520, hydraulic disc brake, 4-piston, SM-RT64 rotor: 203/203 mm
BRAKELEVERS	Shimano BL-M501, hydraulic disc brake
RIMS	Alex EXR30, disc, eyelets, width: 30 mm
FRONT HUB	Shimano HB-MT400-B, centerlock, disc, 15x110 mm axle
REAR HUB	Shimano FH-MT410-B, centerlock, disc, 12x148 mm axle
SPOKES	Sapim Leader
TYRES	Schwalbe Nobby Nic Evo, Super Trail, 29x2.60"

MOTOR	Bosch Drive Unit Performance Line CX Cruise, Gen. 4, 250 W, 36 V, max. 25 km/h
BATTERY	Bosch 36 V Li Ion, 625 Wh, PowerTube
DISPLAY	Bosch Purion
ASSISTANCE MODES	Eco (+60%), Tour (+140%), eMTB (+140 - 340%), Turbo (+340%), Walk Assist (-5 km/h)

TUBES	Schwalbe SV19FB Light
HEADSET	Prestine PT F13X, A-Headset, semi-integrated, tapered
HANDLEBAR	Syncros Hixon 2.0, riserbar, rise: 12 mm, width: 760 mm
STEM	Syncros FL2.0, +/-6°
GRIPS	Ergon GA20
SADDLE	Ergon SM10 E-Mountain
SEATPOST	Syncros Duncan 2.5, dropper post, 150 mm (frame size „S“: 125 mm), remote
PEDALS	none
SYSTEM WEIGHT	Bike, rider and luggage max. 135 kg

E-PERFORMANCE E-CONTRAIL PRO

SKU: 281023



COLOUR

dirty tangerine/black (shiny/matt)

One for all-mountain: E-MTB Fully all-rounder with latest generation Bosch Drive Unit and Bosch 500 Wh PowerTube battery integration.

FRAMESIZES	S/M/L/XL
COLOUR	dirty tangerine/black (shiny/matt)
FRAME	29", ultra lite AL-6061 tubing, PowerTube battery, 130 mm rear travel
FORK	Marzocchi Z2, 130 mm, 15x110 mm axle
DAMPER	X-Fusion O2 Pro RLX, 3 position compression adjustment, rebound
REAR DERAILLEUR	Shimano Deore, RD-M6100, Shadow Plus
SHIFTER	Shimano Deore, SL-M6100, 1x12-speed, rapidfire plus-shifter
FREEWHEEL	Shimano Deore, CS-M6100, 10-51t
CHAIN	KMC e12S

CRANKSET	FSA CK-320, 34t, 165 mm
BOTTOM BRACKET	Bosch, Isis
BRAKE	Shimano BR-MT420, hydraulic disc brake, 4-piston, SM-RT30 rotor: 203/203 mm
BRAKELEVERS	Shimano BL-MT401, hydraulic disc brake
RIMS	Alex EXR30, disc, eyelets, width: 30 mm
FRONT HUB	Shimano HB-MT400-B, centerlock, disc, 15x110 mm axle
REAR HUB	Shimano FH-MT410-B, centerlock, disc, 12x148 mm axle
SPOKES	Sapim Leader
TYRES	Schwalbe Nobby Nic Evo, Super Trail, 29x2.60"

MOTOR	Bosch Drive Unit Performance Line CX Cruise, Gen. 4, 250 W, 36 V, max. 25 km/h
BATTERY	Bosch 36 V Li Ion, 500 Wh, PowerTube
DISPLAY	Bosch Purion
ASSISTANCE MODES	Eco (+60%), Tour (+140%), eMTB (+140 - 340%), Turbo (+340%), Walk Assist (-5 km/h)
TUBES	Schwalbe SV19FB Light
HEADSET	Prestine PT F13X, A-Headset, semi-integrated, tapered
HANDLEBAR	Syncros Hixon 2.0, riserbar, rise: 12 mm, width: 760 mm
STEM	Syncros FL2.0, +/-6°
GRIPS	Ergon GA20
SADDLE	Syncros Tofino 2.5
SEATPOST	Syncros Duncan 2.5, dropper post, 150 mm (frame size „S“: 125 mm), remote
PEDALS	none
SYSTEM WEIGHT	Bike, rider and luggage max. 135 kg

E-PERFORMANCE E-TRAILSTER EXPERT

SKU: 281024



COLOUR

raw alloy/black (shiny/matt)

E-MTB Trail Specialist with powerful latest generation Bosch Drive Unit and maximum Bosch 625 Wh PowerTube battery integration.


FRAMESIZES	S/M/L/XL
COLOUR	raw alloy/black (shiny/matt)
FRAME	29", ultra lite AL-6061 tubing, PowerTube battery, 150 mm rear travel
FORK	RockShox Yari RC, 160 mm, 15x110 mm axle
DAMPER	RockShox Deluxe Select, rebound
REAR DERAILLEUR	Shimano Deore XT, RD-M8100, Shadow Plus
SHIFTER	Shimano Deore, SL-M6100, 1x12-speed, rapidfire plus-shifter
FREEWHEEL	Shimano Deore, CS-M6100, 10-51t
CHAIN	KMC e12S

CRANKSET	e*thirteen e*spec Plus, E SPEC BASE DM 34t , GEN4 BLK, 165 mm
BOTTOM BRACKET	Bosch, Isis
BRAKE	Shimano BR-MT520, hydraulic disc brake, 4-piston, SM-RT64 rotor: 203/203 mm
BRAKELEVERS	Shimano BL-MT501, hydraulic disc brake
RIMS	Alex EXR30, disc, eyelets, width: 30 mm
FRONT HUB	Shimano HB-MT400-B, centerlock, disc, 15x110 mm axle
REAR HUB	Shimano FH-MT410-B, centerlock, disc, 12x148 mm axle
SPOKES	Sapim Leader
TYRES	Schwalbe Magic Mary Evo, folding, Addix Soft, 29x2.60" // Schwalbe Hans Dampf Evo, folding, Addix Soft, 29x2.60"

MOTOR	Bosch Drive Unit Performance Line CX Cruise, Gen. 4, 250 W, 36 V, max. 25 km/h
BATTERY	Bosch 36 V Li Ion, 625 Wh, PowerTube
DISPLAY	Bosch Purion
ASSISTANCE MODES	Eco (+60%), Tour (+140%), eMTB (+140 - 340%), Turbo (+340%), Walk Assist (-5 km/h)
TUBES	Schwalbe SV19FB Light
HEADSET	Prestine PT F13X, A-Headset, semi-integrated, tapered
HANDLEBAR	Syncros Hixon 2.0, riserbar, rise: 12 mm, width: 780 mm
STEM	Syncros FL2.0, +/-6°
GRIPS	Ergon GA20
SADDLE	Ergon SM10 E-Mountain
SEATPOST	Syncros Duncan 2.5, dropper post, 150 mm (frame size „S“: 125 mm), remote
PEDALS	none
SYSTEM WEIGHT	Bike, rider and luggage max. 135 kg

E-PERFORMANCE E-TRAILSTER PRO

SKU: 281025



COLOUR

flaky reed-gold/black (matt)

E-MTB Trail Specialist with powerful latest generation Bosch Drive Unit and maximum Bosch 625 Wh PowerTube battery integration.

FRAMESIZES	S/M/L/XL
COLOUR	flaky reed-gold/black (matt)
FRAME	29", ultra lite AL-6061 tubing, PowerTube battery, 150 mm rear travel
FORK	RockShox 35 Silver, 160 mm, air, 15x110 mm axle
DAMPER	X-Fusion 02 Pro RLX, 3 position compression adjustment, rebound
REAR DERAILLEUR	Shimano Deore XT, RD-M8100, Shadow Plus
SHIFTER	Shimano Deore, SL-M6100, 1x12-speed, rapidfire plus-shifter
FREEWHEEL	Shimano Deore, CS-M6100, 10-51t
CHAIN	KMC e12S

CRANKSET	FSA CK-320, 34t, 165 mm
BOTTOM BRACKET	Bosch, Isis
BRAKE	Shimano BR-MT420, hydraulic disc brake, 4-piston, SM-RT30 rotor: 203/203 mm
BRAKELEVERS	Shimano BL-MT401, hydraulic disc brake
RIMS	Alex EXR30, disc, eyelets, width: 30 mm
FRONT HUB	Shimano HB-MT400-B, centerlock, disc, 15x110 mm axle
REAR HUB	Shimano FH-MT410-B, centerlock, disc, 12x148 mm axle
SPOKES	Sapim Leader
TYRES	Schwalbe Magic Mary Evo, folding, Addix Soft, 29x2.60" // Schwalbe Hans Dampf Evo, folding, Addix Soft, 29x2.60"

MOTOR	Bosch Drive Unit Performance Line CX Cruise, Gen. 4, 250 W, 36 V, max. 25 km/h
BATTERY	Bosch 36 V Li Ion, 625 Wh, PowerTube
DISPLAY	Bosch Purion
ASSISTANCE MODES	Eco (+60%), Tour (+140%), eMTB (+140 - 340%), Turbo (+340%), Walk Assist (-5 km/h)
TUBES	Schwalbe SV19FB Light
HEADSET	Prestine PT F13X, A-Headset, semi-integrated, tapered
HANDLEBAR	Syncros Hixon 2.0, riserbar, rise: 12 mm, width: 780 mm
STEM	Syncros FL2.0, +/-6°
GRIPS	Ergon GA20
SADDLE	Syncros Tofino 2.5
SEATPOST	Syncros Duncan 2.5, dropper post, 150 mm (frame size „S“: 125 mm), remote
PEDALS	none
SYSTEM WEIGHT	Bike, rider and luggage max. 135 kg

E-PERFORMANCE E-REVOX ELITE EQ

SKU: 281026



COLOUR

dark petrol/black/gold (matt)

Superb, fully equipped 29" on- and off-road machine, with Racktime Snap-it luggage carrier system, latest generation Bosch Drive Unit and maximum Bosch 625 Wh PowerTube battery integration.

 **LONG RANGE OPTION**

FRAMESIZES	S/M/L/XL
COLOUR	dark petrol/black/gold (matt)
FRAME	29", ultra lite AL-6061 tubing, PowerTube battery
FORK	Suntour Raidon 34, 100 mm, 15x110 mm axle
REAR DERAILLEUR	Shimano Deore XT, RD-M8100, Shadow Plus
SHIFTER	Shimano Deore XT, SL-M8100, 1x12-speed, rapidfire plus-shifter
FREEWHEEL	Shimano SLX, CS-M7100, 10-51t
CHAIN	KMC e12 EPT
CRANKSET	FSA CK-745, 34t, 170 mm
BOTTOM BRACKET	Bosch, Isis

BRAKE	Shimano BR-MT420, hydraulic disc brake, 4-piston, SM-RT30 rotor: 203/180 mm
BRAKELEVERS	Shimano BL-MT401, hydraulic disc brake
RIMS	Alex EXR25, disc, eyelets, width: 25 mm
FRONT HUB	Shimano HB-MT400-B, centerlock, disc, 15x110 mm axle
REAR HUB	Shimano FH-MT510-B, centerlock, disc, 12x148 mm axle
SPOKES	Sapim Leader
TYRES	Maxxis Crossmark II, EXO, folding, Tubeless ready, 29x2.25"
TUBES	Schwalbe SV21B
HEADSET	Prestine PT F13X, A-Headset, semi-integrated, tapered
HANDLEBAR	Syncros Hixon 2.0, mini riserbar, rise: 15 mm, width: 740 mm / 720 mm for size S

MOTOR	Bosch Drive Unit Performance Line CX Cruise, Gen. 4, 250 W, 36 V, max. 25 km/h
BATTERY	Bosch 36 V Li Ion, 625 Wh, PowerTube
DISPLAY	Bosch Kiox
ASSISTANCE MODES	Eco (+60%), Tour (+140%), eMTB (+140 - 340%), Turbo (+340%), Walk Assist (-5 km/h)
STEM	Syncros FL2.0, +/-6°
GRIPS	Ergon GA20
SADDLE	Ergon SM10 E-Mountain
SEATPOST	Syncros M3.0
FENDER	Curana Apollo, with stainless stays
CARRIER	New Racktime / BGM carrier
HEADLIGHT	Lite-move SE, 110 Lux, LED, E-Bike Version
REARLIGHT	Hermans H-Trace Mini, LED
KICKSTAND	Syncros
PEDALS	none
SYSTEM WEIGHT	Bike, rider and luggage max. 135 kg

E-PERFORMANCE E-REVOX RIGID EQ

SKU: 281027

NEW



COLOUR

black gold dust (shiny/matt)

The superior way to dynamically experience urbanity: Fully equipped 27.5" Urban Explorer, with Racktime Snap-it carrier system, powerful Bosch Drive Unit and maximum 625 Wh PowerTube battery integration.

 **LONG RANGE OPTION**

FRAMESIZES	S/M/L/XL
COLOUR	black gold dust (shiny/matt)
FRAME	27.5", ultra lite AL-6061 tubing, PowerTube battery
FORK	BGM MTB rigid fork
REAR DERAILLEUR	Shimano Deore XT, RD-M8000, Shadow Plus
SHIFTER	Shimano Deore, SL-M5100, 1x11-speed, rapidfire plus-shifter
FREEWHEEL	Shimano Deore, CS-M5100, 11-51t
CHAIN	KMC e11S
CRANKSET	FSA CK-320, 34t, 170 mm
BOTTOM BRACKET	Bosch, Isis

BRAKE	Shimano BR-MT420, hydraulic disc brake, 4-piston, SM-RT30 rotor: 203/180 mm
BRAKELEVERS	Shimano BL-MT201, hydraulic disc brake
RIMS	Alex EXR30, disc, eyelets, width: 30 mm
FRONT HUB	Shimano HB-MT400-B, centerlock, disc, 15x110 mm axle
REAR HUB	Shimano FH-MT400-B, centerlock, disc, 12x148 mm axle
SPOKES	Sapim Leader
TYRES	Schwalbe Super Moto, Performance, 27.5x2.40"
TUBES	Schwalbe SV21B
HEADSET	Prestine PT F13X, A-Headset, semi-integrated, tapered
HANDLEBAR	Syncros Hixon 2.0, mini riserbar, rise: 15 mm, width: 740 mm / 720 mm for size S

MOTOR	Bosch Drive Unit Performance Line CX Cruise, Gen. 4, 250 W, 36 V, max. 25 km/h
BATTERY	Bosch 36 V Li Ion, 625 Wh, PowerTube
DISPLAY	Bosch Purion
ASSISTANCE MODES	Eco (+60%), Tour (+140%), eMTB (+140 - 340%), Turbo (+340%), Walk Assist (-5 km/h)
STEM	Syncros FL2.0, +/-6°
GRIPS	Ergon GA20
SADDLE	Ergon SM10 E-Mountain
SEATPOST	Syncros M3.0
FENDER	Curana Apollo, with stainless stays
CARRIER	New Racktime / BGM carrier
HEADLIGHT	Litemove SE, 70 Lux, LED, E-Bike Version
REARLIGHT	Herrmans H-Trace Mini, LED
KICKSTAND	Syncros
PEDALS	none
SYSTEM WEIGHT	Bike, rider and luggage max. 135 kg

E-PERFORMANCE E-REVOX PRO EQ

SKU: 281028



COLOUR

matt chrome/black/chrome (matt/shiny)

Fully equipped 29" on- and off-road machine, with Racktime Snap-it carrier system, powerful Bosch Drive Unit and maximum Bosch PowerTube battery integration.

 **LONG RANGE OPTION**

FRAMESIZES	S/M/L/XL
COLOUR	matt chrome/black/chrome (matt/shiny)
FRAME	29", ultra lite AL-6061 tubing, PowerTube battery
FORK	Suntour XCR34 Air, 100 mm, rebound adjust, 15x110 mm axle
REAR DERAILLEUR	Shimano Deore, RD-M5100, Shadow Plus
SHIFTER	Shimano Deore, SL-M5100, 1x11-speed, rapidfire plus-shifter
FREEWHEEL	Shimano Deore, CS-M5100, 11-51t
CHAIN	KMC e11S
CRANKSET	FSA CK-320, 34t, 170 mm
BOTTOM BRACKET	Bosch, Isis
BRAKE	Shimano BR-MT200, hydraulic disc brake, SM-RT30 rotor: 180/180 mm

BRAKELEVERS	Shimano BL-MT201, hydraulic disc brake
RIMS	Alex EXR25, disc, eyelets, width: 25 mm
FRONT HUB	Shimano HB-MT400-B, centerlock, disc, 15x110 mm axle
REAR HUB	Shimano FH-MT400-B, centerlock, disc, 12x148 mm axle
SPOKES	Sapim Leader
TYRES	Maxxis Crossmark II, EXO, folding, Tubeless ready, 29x2.25"
TUBES	Schwalbe SV21B
HEADSET	Prestine PT F13X, A-Headset, semi-integrated, tapered
HANDLEBAR	Syncros Hixon 2.0, mini riserbar, rise: 15 mm, width: 740 mm / 720 mm for size S
STEM	Syncros FL2.0, +/-6°

MOTOR	Bosch Drive Unit Performance Line CX Cruise, Gen. 4, 250 W, 36 V, max. 25 km/h
BATTERY	Bosch 36 V Li Ion, 500 Wh, PowerTube
DISPLAY	Bosch Purion
ASSISTANCE MODES	Eco (+60%), Tour (+140%), eMTB (+140 - 340%), Turbo (+340%), Walk Assist (-5 km/h)
GRIPS	Ergon GA20
SADDLE	Ergon SM10 E-Mountain
SEATPOST	Syncros M3.0
FENDER	Racktime Wingee
CARRIER	New Racktime / BGM carrier
HEADLIGHT	LiteMOVE SE, 70 Lux, LED, E-Bike Version
REARLIGHT	Herrmans H-Trace Mini, LED
KICKSTAND	Syncros
PEDALS	none
SYSTEM WEIGHT	Bike, rider and luggage max. 135 kg

E-PERFORMANCE E-REVOX PRO FMN EQ

SKU: 281029

NEW



COLOUR

matt chrome/black/turquoise-chrome (matt/shiny)

Fully equipped 29" on- and off-road machine, with frame geometry specific to women, powerful Bosch Drive Unit and maximum Bosch PowerTube battery integration.



FRAMESIZES	XS/S/M/L
COLOUR	matt chrome/black/turquoise-chrome (matt/shiny)
FRAME	29", ultra lite AL-6061 tubing, PowerTube battery
FORK	Suntour XCR34 Air, 100 mm, rebound adjust, 15x110 mm axle
REAR DERAILLEUR	Shimano Deore, RD-M5100, Shadow Plus
SHIFTER	Shimano Deore, SL-M5100, 1x11-speed, rapidfire plus-shifter
FREEWHEEL	Shimano Deore, CS-M5100, 11-51t
CHAIN	KMC e11S
CRANKSET	FSA CK-320, 34t, 170 mm
BOTTOM BRACKET	Bosch, Isis
BRAKE	Shimano BR-MT200, hydraulic disc brake, SM-RT30 rotor: 180/180 mm

BRAKELEVERS	Shimano BL-MT201, hydraulic disc brake
RIMS	Alex EXR25, disc, eyelets, width: 25 mm
FRONT HUB	Shimano HB-MT400-B, centerlock, disc, 15x110 mm axle
REAR HUB	Shimano FH-MT400-B, centerlock, disc, 12x148 mm axle
SPOKES	Sapim Leader
TYRES	Maxxis Crossmark II, EXO, folding, Tubeless ready, 29x2.25"
TUBES	Schwalbe SV21B
HEADSET	Prestine PT F13X, A-Headset, semi-integrated, tapered
HANDLEBAR	Syncros Hixon 2.0, mini riserbar, rise: 15 mm, width: 740 mm / 720 mm for size S
STEM	Syncros FL2.0, +/-6°

MOTOR	Bosch Drive Unit Performance Line CX Cruise, Gen. 4, 250 W, 36 V, max. 25 km/h
BATTERY	Bosch 36 V Li Ion, 500 Wh, PowerTube
DISPLAY	Bosch Purion
ASSISTANCE MODES	Eco (+60%), Tour (+140%), eMTB (+140 - 340%), Turbo (+340%), Walk Assist (-5 km/h)
GRIPS	Ergon GA20
SADDLE	Syncros Savona 2.5
SEATPOST	Syncros M3.0
FENDER	Racktime Wingee
CARRIER	New Racktime / BGM carrier
HEADLIGHT	LiteMOVE SE, 70 Lux, LED, E-Bike Version
REARLIGHT	Herrmans H-Trace Mini, LED
KICKSTAND	Syncros
PEDALS	none
SYSTEM WEIGHT	Bike, rider and luggage max. 135 kg

E-PERFORMANCE E-REVOX 4 EQ

SKU: 281030



COLOUR

midnight blue/black/silver (shiny/matt)

Fully equipped 29" on- and off-road machine, with powerful Bosch Drive Unit and smart Bosch PowerPack battery integration.

FRAMESIZES	S/M/L/XL
COLOUR	midnight blue/black/silver (shiny/matt)
FRAME	29", ultra lite AL-6061 tubing, integrated PowerPack battery
FORK	Suntour NVX30, 100 mm, rebound adjust
REAR DERAILLEUR	Shimano Deore, RD-M4120, Shadow
SHIFTER	Shimano Deore, SL-M4100, 1x10-speed, rapidfire plus-shifter
FREEWHEEL	Shimano Deore, CS-M4100, 11-46t
CHAIN	KMC e10S
CRANKSET	FSA CK-200, 34t, 170 mm
BOTTOM BRACKET	Bosch, Isis
BRAKE	Shimano BR-MT200, hydraulic disc brake, SM-RT10 rotor: 180/180 mm

BRAKELEVERS	Shimano BL-MT200, hydraulic disc brake
RIMS	Ryde Rival 23, disc, eyelets, width: 23 mm
FRONT HUB	Shimano, centerlock, disc, quick release
REAR HUB	BGM Pro, centerlock, disc, 12x148 mm axle
SPOKES	Sapim Leader
TYRES	Schwalbe Smart Sam, Performance Line, 29x2.10"
TUBES	Impac SV29
HEADSET	FSA NO.57SC-1, A-Headset, semi-integrated, tapered
HANDLEBAR	Syncros 3.0, riserbar, rise: 15 mm, width: 740 mm / 720 mm for size S
STEM	Syncros 3.0, +/-6°
GRIPS	Syncros MTB

MOTOR	Bosch Drive Unit Performance Line Cruise, Gen. 3, 250 W, 36 V, max. 25 km/h
BATTERY	Bosch 36 V Li Ion, 500 Wh, PowerPack, covered
DISPLAY	Bosch Purion
ASSISTANCE MODES	Eco (+55%), Tour (+120%), eMTB (+120 - 300%), Turbo (+300%), Walk Assist (-5 km/h)

SADDLE	Syncros M3.0
SEATPOST	Syncros M3.0
FENDER	Racktime Wingee
CARRIER	New Racktime / BGM carrier
HEADLIGHT	Herrmans H-Black MR4, LED, E-Bike Version
REARLIGHT	Herrmans H-Trace Mini, LED
KICKSTAND	Atran
PEDALS	none
SYSTEM WEIGHT	Bike, rider and luggage max. 135 kg

E-PERFORMANCE E-REVOX 4 FMN EQ

SKU: 281031



COLOUR

black-cassis/black (shiny/matt)

Fully equipped 29" on- and off-road machine, with frame geometry specific to women, powerful Bosch Drive Unit and smart Bosch PowerPack battery integration.



FRAMESIZES	XS/S/M/L
COLOUR	black-cassis/black (shiny/matt)
FRAME	29", ultra lite AL-6061 tubing, integrated PowerPack battery
FORK	Suntour NVX30, 100 mm, rebound adjust
REAR DERAILLEUR	Shimano Deore, RD-M4120, Shadow
SHIFTER	Shimano Deore, SL-M4100, 1x10-speed, rapidfire plus-shifter
FREEWHEEL	Shimano Deore, CS-M4100, 11-46t
CHAIN	KMC e10S
CRANKSET	FSA CK-200, 34t, 170 mm
BOTTOM BRACKET	Bosch, Isis
BRAKE	Shimano BR-MT200, hydraulic disc brake, SM-RT10 rotor: 180/180 mm

BRAKELEVERS	Shimano BL-MT200, hydraulic disc brake
RIMS	Ryde Rival 23, disc, eyelets, width: 23 mm
FRONT HUB	Shimano, centerlock, disc, quick release
REAR HUB	BGM Pro, centerlock, disc, 12x148 mm axle
SPOKES	Sapim Leader
TYRES	Schwalbe Smart Sam, Performance Line, 29x2.10"
TUBES	Impac SV29
HEADSET	FSA NO.57SC-1, A-Headset, semi-integrated, tapered
HANDLEBAR	Syncros 3.0, riserbar, rise: 15 mm, width: 740 mm / 720 mm for size S
STEM	Syncros 3.0, +/-6°
GRIPS	Syncros MTB

MOTOR	Bosch Drive Unit Performance Line Cruise, Gen. 3, 250 W, 36 V, max. 25 km/h
BATTERY	Bosch 36 V Li Ion, 500 Wh, PowerPack, covered
DISPLAY	Bosch Purion
ASSISTANCE MODES	Eco (+55%), Tour (+120%), eMTB (+120 - 300%), Turbo (+300%), Walk Assist (-5 km/h)
SADDLE	Syncros Savona 2.5
SEATPOST	Syncros M3.0
FENDER	Racktime Wingee
CARRIER	New Racktime / BGM carrier
HEADLIGHT	Herrmans H-Black MR4, LED, E-Bike Version
REARLIGHT	Herrmans H-Trace Mini, LED
KICKSTAND	Atran
PEDALS	none
SYSTEM WEIGHT	Bike, rider and luggage max. 135 kg

E-PERFORMANCE E-REVOX EXPERT

SKU: 281032



COLOUR

dirty tangerine/black (shiny/matt)

Superior 29" Hardtail with powerful latest generation Bosch Drive Unit and maximum Bosch 625 Wh PowerTube battery integration.

 **LONG RANGE OPTION**

FRAMESIZES	S/M/L/XL
COLOUR	dirty tangerine/black (shiny/matt)
FRAME	29", ultra lite AL-6061 tubing, PowerTube battery
FORK	Suntour XCR34, 100 mm, rebound adjust, 15x110 mm axle
REAR DERAILLEUR	Shimano Deore, RD-M6100, Shadow Plus
SHIFTER	Shimano Deore, SL-M6100, 1x12-speed, rapidfire plus-shifter
FREEWHEEL	Shimano Deore, CS-M6100, 10-51t
CHAIN	KMC e12S
CRANKSET	FSA CK-320, 34t, 170 mm


BOTTOM BRACKET	Bosch, Isis
BRAKE	Shimano BR-MT200, hydraulic disc brake, SM-RT30 rotor: 180/180 mm
BRAKELEVERS	Shimano BL-MT201, hydraulic disc brake
RIMS	Alex EXR30, disc, eyelets, width: 30 mm
FRONT HUB	Shimano HB-MT400-B, centerlock, disc, 15x110 mm axle
REAR HUB	Shimano FH-MT410-B, centerlock, disc, 12x148 mm axle
SPOKES	Sapim Leader
TYRES	Schwalbe Nobby Nic Evo, Super Trail, 29x2.60"
TUBES	Schwalbe SV19FB Light

MOTOR	Bosch Drive Unit Performance Line CX Cruise, Gen. 4, 250 W, 36 V, max. 25 km/h
BATTERY	Bosch 36 V Li Ion, 625 Wh, PowerTube
DISPLAY	Bosch Purion
ASSISTANCE MODES	Eco (+60%), Tour (+140%), eMTB (+140 - 340%), Turbo (+340%), Walk Assist (-5 km/h)
HEADSET	Prestine PT F13X, A-Headset, semi-integrated, tapered
HANDLEBAR	Syncros Hixon 2.0, mini riserbar, rise: 15 mm, width: 740 mm / 720 mm for size S
STEM	Syncros FL2.0, +/-6°
GRIPS	Ergon GA20
SADDLE	Ergon SM10 E-Mountain
SEATPOST	Syncros M3.0
PEDALS	none
SYSTEM WEIGHT	Bike, rider and luggage max. 135 kg

E-PERFORMANCE E-REVOX EXPERT FMN

SKU: 281033

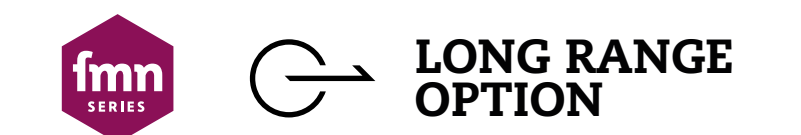
NEW



COLOUR

flaky lilac-gold/black (matt)

Superior 29" Hardtail, with female-specific geometry, latest generation Bosch Drive Unit and maximum Bosch 625 Wh PowerTube battery integration.



FRAMESIZES	S/M/L/XL
COLOUR	flaky lilac-gold/black (matt)
FRAME	29", ultra lite AL-6061 tubing, PowerTube battery
FORK	Suntour XCR34, 100 mm, rebound adjust, 15x110 mm axle
REAR DERAILLEUR	Shimano Deore, RD-M6100, Shadow Plus
SHIFTER	Shimano Deore, SL-M6100, 1x12-speed, rapidfire plus-shifter
FREEWHEEL	Shimano Deore, CS-M6100, 10-51t
CHAIN	KMC e12S
CRANKSET	FSA CK-320, 34t, 170 mm

BOTTOM BRACKET	Bosch, Isis
BRAKE	Shimano BR-MT200, hydraulic disc brake, SM-RT30 rotor: 180/180 mm
BRAKELEVERS	Shimano BL-MT201, hydraulic disc brake
RIMS	Alex EXR30, disc, eyelets, width: 30 mm
FRONT HUB	Shimano HB-MT400-B, centerlock, disc, 15x110 mm axle
REAR HUB	Shimano FH-MT410-B, centerlock, disc, 12x148 mm axle
SPOKES	Sapim Leader
TYRES	Schwalbe Nobby Nic Evo, Super Trail, 29x2.60"
TUBES	Schwalbe SV19FB Light

MOTOR	Bosch Drive Unit Performance Line CX Cruise, Gen. 4, 250 W, 36 V, max. 25 km/h
BATTERY	Bosch 36 V Li Ion, 625 Wh, PowerTube
DISPLAY	Bosch Purion
ASSISTANCE MODES	Eco (+60%), Tour (+140%), eMTB (+140 - 340%), Turbo (+340%), Walk Assist (-5 km/h)
HEADSET	Prestine PT F13X, A-Headset, semi-integrated, tapered
HANDLEBAR	Syncros Hixon 2.0, mini riserbar, rise: 15 mm, width: 740 mm / 720 mm for size S
STEM	Syncros FL2.0, +/-6°
GRIPS	Ergon GA20
SADDLE	Syncros Savona 2.5
SEATPOST	Syncros M3.0
PEDALS	none
SYSTEM WEIGHT	Bike, rider and luggage max. 135 kg

E-PERFORMANCE E-REVOX SPORT

SKU: 281034



COLOUR

chrome/black (shiny/matt)

Innovative 29" Hardtail with latest generation Bosch Drive Unit and maximum Bosch 625 Wh PowerTube battery integration.

 **LONG RANGE OPTION**

FRAMESIZES	S/M/L/XL
COLOUR	chrome/black (shiny/matt)
FRAME	29", ultra lite AL-6061 tubing, PowerTube battery
FORK	Suntour XCM34, 100 mm, rebound adjust, 15x110 mm axle
REAR DERAILLEUR	Shimano Deore, RD-M5100, Shadow Plus
SHIFTER	Shimano Deore, SL-M5100, 1x11-speed, rapidfire plus-shifter
FREEWHEEL	Shimano Deore, CS-M5100, 11-51t
CHAIN	KMC e11S
CRANKSET	FSA CK-320, 34t, 170 mm


BOTTOM BRACKET	Bosch, Isis
BRAKE	Shimano BR-MT200, hydraulic disc brake, SM-RT30 rotor: 180/180 mm
BRAKELEVERS	Shimano BL-MT201, hydraulic disc brake
RIMS	Alex EXR30, disc, eyelets, width: 30 mm
FRONT HUB	Shimano HB-MT400-B, centerlock, disc, 15x110 mm axle
REAR HUB	Shimano FH-MT400-B, centerlock, disc, 12x148 mm axle
SPOKES	Sapim Leader
TYRES	Maxxis Rekon, EXO, 29x2.60"
TUBES	Impac SV29

MOTOR	Bosch Drive Unit Performance Line CX Cruise, Gen. 4, 250 W, 36 V, max. 25 km/h
BATTERY	Bosch 36 V Li Ion, 625 Wh, PowerTube
DISPLAY	Bosch Purion
ASSISTANCE MODES	Eco (+60%), Tour (+140%), eMTB (+140 - 340%), Turbo (+340%), Walk Assist (-5 km/h)
HEADSET	FSA NO.57SC-1, A-Headset, semi-integrated, tapered
HANDLEBAR	Syncros 3.0, riserbar, rise: 15 mm, width: 740 mm / 720 mm for size S
STEM	Syncros 3.0, +/-6°
GRIPS	Syncros MTB
SADDLE	Syncros M3.0
SEATPOST	Syncros M3.0
PEDALS	none
SYSTEM WEIGHT	Bike, rider and luggage max. 135 kg

E-PERFORMANCE E-REVOX SPORT FMN

SKU: 281035

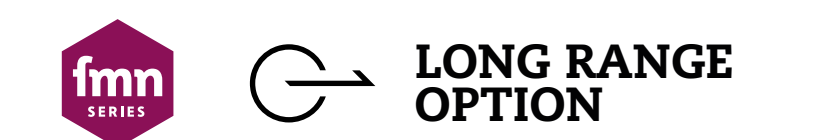
NEW



COLOUR

flaky turquoise/black (matt)

Innovative 29" Hardtail with female-specific geometry, latest generation Bosch Drive Unit and maximum Bosch 625 Wh PowerTube battery integration.



FRAMESIZES	XS/S/M/L
COLOUR	flaky turquoise/black (matt)
FRAME	29", ultra lite AL-6061 tubing, PowerTube battery
FORK	Suntour XCM34, 100 mm, rebound adjust, 15x110 mm axle
REAR DERAILLEUR	Shimano Deore, RD-M5100, Shadow Plus
SHIFTER	Shimano Deore, SL-M5100, 1x11-speed, rapidfire plus-shifter
FREEWHEEL	Shimano Deore, CS-M5100, 11-51t
CHAIN	KMC e11S
CRANKSET	FSA CK-320, 34t, 170 mm


BOTTOM BRACKET	Bosch, Isis
BRAKE	Shimano BR-MT200, hydraulic disc brake, SM-RT30 rotor: 180/180 mm
BRAKELEVERS	Shimano BL-MT201, hydraulic disc brake
RIMS	Alex EXR30, disc, eyelets, width: 30 mm
FRONT HUB	Shimano HB-MT400-B, centerlock, disc, 15x110 mm axle
REAR HUB	Shimano FH-MT400-B, centerlock, disc, 12x148 mm axle
SPOKES	Sapim Leader
TYRES	Maxxis Rekon, EXO, 29x2.60"
TUBES	Impac SV29

MOTOR	Bosch Drive Unit Performance Line CX Cruise, Gen. 4, 250 W, 36 V, max. 25 km/h
BATTERY	Bosch 36 V Li Ion, 625 Wh, PowerTube
DISPLAY	Bosch Purion
ASSISTANCE MODES	Eco (+60%), Tour (+140%), eMTB (+140 - 340%), Turbo (+340%), Walk Assist (-5 km/h)
HEADSET	FSA NO.57SC-1, A-Headset, semi-integrated, tapered
HANDLEBAR	Syncros 3.0, riserbar, rise: 15 mm, width: 740 mm / 720 mm for size S
STEM	Syncros 3.0, +/-6°
GRIPS	Syncros MTB
SADDLE	Syncros Savona 2.5
SEATPOST	Syncros M3.0
PEDALS	none
SYSTEM WEIGHT	Bike, rider and luggage max. 135 kg



E-PERFORMANCE E-REVOX 4

SKU: 281036



COLOUR

radiant blue/black (shiny/matt)

Dynamic 29" Hardtail with powerful Bosch Drive Unit and smart Bosch PowerPack battery integration.

FRAMESIZES	S/M/L/XL
COLOUR	radiant blue/black (shiny/matt)
FRAME	29", ultra lite AL-6061 tubing, integrated PowerPack battery
FORK	Suntour XCR32, 100 mm, rebound adjust
REAR DERAILLEUR	Shimano RD-M2000, Shadow
SHIFTER	Shimano SL-M3100, 1x9-speed, rapidfire plus-shifter
FREEWHEEL	Sunrace CS-M90, 11-36t
CHAIN	KMC e9S
CRANKSET	FSA CK-200, 34t, 170 mm

BOTTOM BRACKET	Bosch, Isis
BRAKE	Shimano BR-MT200, hydraulic disc brake, SM-RT10 rotor: 180/180 mm
BRAKELEVERS	Shimano BL-MT200, hydraulic disc brake
RIMS	Ryde Rival 23, disc, eyelets, width: 23 mm
FRONT HUB	Shimano, centerlock, disc, quick release
REAR HUB	BGM Pro, centerlock, disc, 12x148 mm axle
SPOKES	Sapim Leader
TYRES	Maxxis Rekon, 29x2.40"
TUBES	Impac SV29

MOTOR	Bosch Drive Unit Performance Line Cruise, Gen. 3, 250 W, 36 V, max. 25 km/h
BATTERY	Bosch 36 V Li Ion, 500 Wh, PowerPack, covered
DISPLAY	Bosch Purion
ASSISTANCE MODES	Eco (+55%), Tour (+120%), eMTB (+120 - 300%), Turbo (+300%), Walk Assist (-5 km/h)
HEADSET	FSA NO.57SC-1, A-Headset, semi-integrated, tapered
HANDLEBAR	Syncros 3.0, riserbar, rise: 15 mm, width: 740 mm / 720 mm for size S
STEM	Syncros 3.0, +/-6°
GRIPS	Syncros MTB
SADDLE	Syncros M3.0
SEATPOST	Syncros M3.0
PEDALS	none
SYSTEM WEIGHT	Bike, rider and luggage max. 135 kg